



The Piecemakers' Star

Published by the:

DUFFERIN PIECEMAKERS QUILTING GUILD

www.dufferinpiecemakers.org

May 2019, Volume 25, Issue 9

President's Message

Hello Ladies,

Happy Spring! The weather is getting warmer and everything is coming alive again. We opened the cottage this past weekend and oh, how I enjoyed all the birds chirping and singing. I think they are even glad we were back.

Both our girls have successfully completed another year of University. Only 1 year left for each of them. We are so proud!

I have been contemplating my entries into the quilt show. I have at least 10 tops to be long armed. I just need to choose a few of the ones I like best and get them done. Entries must be submitted by the June meeting. Pressure is on!

We had a very successful auction in April. Thank for all the donations and your support.


I am looking forward to the May hands on meeting. It's a great chance to mingle and get to know some of our members better. It's always fun! We also have some members sharing their quilting skills. I'll be sharing magic binding. I use it a lot and it's all done by machine!! Come even if you don't wish to sew. There will be lots happening.

I hope you are working on my president's challenge for this year. Only 1 month left! It is "small quilts" – less than 24"x 24". Our quilt show is coming up in the fall and this is one of the categories.

Don't forget to bring BOM blocks, milk bags, and show and tell items to the meeting. I will see you all on **May 27**.

Sew happy!

Linda Lewis



Inside this issue:

<i>President's Message</i>	1
<i>The Executive and Committees</i>	2
<i>Library Block</i>	2
<i>Web & Facebook Info</i>	2
<i>Program & Workshops</i>	3
<i>Community Projects</i>	4
<i>Quilt Show Focus</i>	5
<i>Membership, Sleeves, Labels</i>	6
<i>Nominations, B of M</i>	7
<i>Bulletin Board</i>	8
<i>What's On QBA</i>	9
<i>Birthday Block</i>	10
<i>Up coming Meetings</i>	10
<i>What to bring</i>	10
<i>Quilt Show Registration Form</i>	11



NEXT ISSUE DEADLINE: Wednesday, **June 5**
no later than noon

The Executive

President:	Linda Lewis
Co-Vice-Presidents:	Fern Pugh & Oksana Slipenkyj
Past President:	Candice Kitchen
Secretary:	Lynda Black
Treasurer:	Darlene Cordingley
Program:	Judy MacLeod, Yvonne Guse-Rahn,
Membership:	Oksana Slipenkyj, Christine Robinson
Newsletter:	Judi Sullivan
Proof readers:	Ida Cunningham, Sue Pirie Penny M. Squirrel,

The Committees

Birthday Club:	Leah Mitchell, Daphne Evelyn
Block of the Month/Challenges:	Ann Moum, Karen Turcott
Bulletin Board:	Vacant
Community Projects:	Connie Walterhouse, Trish McKibbin, Val Asbourne, Penny Squirrel, Karen Turcott, Fern Pugh, Karen Hunter
Financial Reviewers:	Diana Cordingley
Historian:	Leah Mitchell
Librarians:	Liz Nash, Lorna Raney, June Moir, Linda Horner
Lucky Draw:	Daphne Evelyn, Sharon Courage, Mary Lou Moir, Helen Currie
QBA	Debi Arnold, Susan Pirie
Quilt Show:	Kim Beckner, Yvonne Conway
Refreshments:	Diana Cordingley for socials only
Retreats:	Judi Sullivan, Yvonne Conway, Susan Pirie, Candice Kitchen
Show 'n Tell	Ann Swift-Peters, Kim Renshaw, Cathy Smith, another needed
Stitch 'n Share	Leah Mitchell
Web Coordinators:	Oksana Slipenkyj, Janet Slater
Facebook:	Judy MacLeod

This list is for Guild purposes only

Please send newsletter submissions to:

dpqgnewsletter@gmail.com
OR

Judi Sullivan sulljudi@gmail.com or
Penny M. Squirrel pmsquirrel@yahoo.com



LIBRARY BLOCK for May 2019
Liz Nash, Linda Horner, June Moir, Lorna Rainey

Stupendous Stitching by Carol Ann Waugh

With *Stupendous Stitching*, you create stunning textured fabric art to display on your walls, use in home décor and make into fabulous accessories. Combining hand embroidery, decorative machine stitching and couching, this technique is fun and addicting. You can't make just one.

TIME FOR A PARTY!!!

Cobwebs & Caviar
147 Main St. W.
Shelburne
519-306-3000

You're invited...

WEDNESDAY MAY 22
1 pm to 7 pm

It's our **SIXTH** birthday in this location...and we've expanded! Come see our great new classroom!

Specials...munchies...and the usual Cobwebs giggles!!!

Door Prizes!

Draws for Class Sign Ups

**15 for \$30
on selected
Fat Quarters**



*Dufferin Piecemakers
Quilting Guild*

The address for the website is: <http://www.dufferinpiecemakers.org/>

Members Corner: Login is the e-mail address the guild has for you
Password: password10 (until you change it)

Guild Facebook Page—Did you take a look yet?
Please add a photo or two.

Dufferin Piecemakers has a Facebook page! If you're on Facebook pop over and click "Like". Just search for Dufferin Piecemakers Quilting Guild and there we are! We'll post lots pictures from Guild meetings, news about upcoming speakers and workshops, things you don't see in the newsletter due to space constraints. If you have news to share with the Guild send an email to Judy MacLeod jmacleod11@hotmail.com and she'll get it on to the page.

Program Corner 2019

May 27 Ask the Experts & Return of the Battle of the Blocks (+ Annual Meeting)

May is Battle of The Blocks and Ask The Experts night. Teams will compete to make a difference on behalf of Community Quilts, and we'll get all kinds of ideas for using up those orphan blocks we all have hidden here and there throughout our sewing rooms.

We also have several "Experts" within the guild who will be on hand to demonstrate and answer questions about all sorts of things. Want to know how to hand quilt? We got you covered. Binding? Magic Binding or quality hand finished binding, yup, we got you covered. Batting? Needles? Threads? Applique? You betcha, we'll cover it all. It's going to be a very fun night full of camaraderie, doing and learning

June 17 Year End Social

Join us for a fun filled social evening. Finger foods will be supplied by those whose last name begins N to Z. A to M please bring a monetary donation for our local food banks. We will also be presenting The Duffies, Member of the Year and thanking all those who served on the executive and committees this year.

May 11 Rulers Workshop with Robin Bogart (Note date change)

Robin, our November speaker, is coming back to do a "rulers with your domestic machine" workshop. Cost is \$60.00, at the Seniors Centre. You do not have to own rulers. Robin will supply them. It's a great opportunity to test your skills and find out if this is for you without making that investment.

Sign up at the meeting or contact Judy MacLeod: jmacleod11@hotmail.com

June 8 Fabric Painting Workshop with Maggie Vanderweil

Those gorgeous fabrics that she offered for sale at the January meeting were all hand painted! The technique can be accomplished in a day, which means we can have our own hand painted fabric to work with, or to pet and marvel over for years to come. Sign up will be available at the Program table. Cost for this one day workshop will be \$75.00 plus materials.



Auction Night



Longarm Quilting
Services

Judy MacLeod
Orangeville, ON
(519) 216-7575

paintedponyquiltworks@gmail.com

www.facebook.com/PaintedPonyQuiltworks



"5 time Grand Champion Machine Quilted quilt in 2017"

Your quilts, your way!

Janet Slater

Longarm Quilting

Batting - 80/20 Heirloom Hobbs, Wool, Poly
Wideback Fabrics

janet@createwithjanet.ca

519-943-0024

www.createwithjanet.ca

NEXT ISSUE DEADLINE: Wednesday, **June 5**
no later than noon

COMMUNITY PROJECTS Report - May 2019

The Community Projects Committee has been very busy this month quilting up some of your fabulous donated tops and others that have recently been completed from our collection of partly finished tops and bits and pieces. The bin still has more tops to quilt and there are still many others waiting for some stitching magic to happen. We are also very pleased that our two Karens will be co-ordinating Community Quilts next year (arranging presentations etc) which will allow Connie and Penny to look after the guild stash and donations and quilt completed tops.

Our members will all have a chance to design, stitch or press at our Hands On May general meeting. There are piles of blocks waiting for a top to happen, partly finished tops needing just a little more stitching and kits ready to go. Come and team up with some of our other members and see what magic can happen when quilters work together. There will be prizes for creativity and productivity! We are still in need of some sewing machines, cutting mats, rulers and rotary cutters, so let us know if you can help us out.

We are continuing to work on small kid's quilts for the Early On program and will soon be making another donation to this group. Bright happy colours and simple patterns and panels work well for these quilts. We'd be very happy to quilt up any of your completed tops for the very young if you'd rather just make the top.

We will have an afternoon session any time after one o'clock on May 27th. Bring your sewing machine and basic sewing supplies to help us work on more Community Quilts. There will also be a little sorting and colour co-ordinating in preparation for the evening meeting. Connie has lots of jobs for everyone! We hope to see you all ready to work together to create some beauty and warmth.

Your committee: Connie Walterhouse, Penny Squirrell, Karen Hunter, Val Ashbourne, Karen Turcott, Trish McKibbon, Fern Pugh (pillowcases)



In the Bag (Bag Ladies)



The Professional Bag QBA with Linda H.



Show 'n Tell

Creemore House of Stitches
Quilt and Yarn Shop

Cheryl Robertson
3 Caroline St., W. Suite 3
Creemore ON, L0M 1G0
705-466-6363
houseofstitches@rogers.com

Creemore
House of Stitches

www.creemorequiltsandyarns.com

DROP BY THE STORE,
OR GIVE US A CALL.
WE'LL HELP YOU
FIND WHAT YOU'RE
LOOKING FOR!

YOUR TRUSTED
PFAFF DEALER

PFAFF
Perfection starts here.™

COUNTRY CONCESSIONS
Quilt Shop

1 Dufferin Street, Cookstown, Ontario L0L 1L0
705-458-4546 | info@countryconcessions.com
WWW.COUNTRYCONCESSIONS.COM

Editor's Note: Moved? Change of address? **Change of e-mail address?** Change of phone number?

It is important that you notify membership first, then newsletter. The members of each committee are listed on page 2 of every newsletter. **And ...** if you have any photos, quilty stories, tips, hints, web sites you might like to share, send them to your editor (email on pg 2) but remember the deadline which appears on every odd page of your newsletter!

Quilt Show Focus ~ Magic of Cloth Act VII ~ Silver Threads 25th Anniversary

Friday November 1st. and Saturday November 2nd., 2019 10 am to 5pm in the OAS Event Centre



Registration: The **Quilt Show Entry Forms** are due at the June 17th. Guild meeting. You need one Entry Form for each quilt. The Entry Forms are available on the website, in this Newsletter and at the Guild meeting. There must be a coloured photo attached. If your coloured photo is not true please indicate or add a fabric swatch. **If you can't remember what you hung in the last show please call Sue Pirie and she will tell you.** Please give the Entry Forms to Connie.

Bed Turning Entry Forms (Gold paper) should be turned in asap to Yvonne Conway or Leah. Bed Turning quilts will feature quilts that have been made as a result of some Guild activity over the past 24 year. It doesn't matter if they have been in a show before.

How to make a hanging sleeve and where to place the quilt label is elsewhere in this Newsletter

Boutique: Hand made donated items are welcomed as well as used magazines & patterns but no books. **Consignment Forms** are available at the Guild meeting from Val. All items are due October 31st 9 am to Noon.



Raffle Tickets: Please pick up a book of raffle tickets from Karen at the Guild meeting. The more we can sell ahead of the Show the less we have to sell at the Show. The license allows the Guild to spend the proceeds on Community Outreach and to support the Quilt Show.

Mini Draw: Doreen and Mary Lou are now accepting donations of mini quilts for the Mini Draw. These small treasures are a welcomed treat to win and visitors look forward to taking home one of them.



Next QSS Committee meeting May 9th at 7pm in the Meridian Boardroom

Volunteers: The volunteer sign-up sheets to help with the show will be available at the June, September and October meetings.

MEMBERSHIP RENEWAL

It's that time again...please visit the membership table at the May or June meeting to renew your DPQG membership for July 2019 - June 2020.

Registration forms for returning members will be in a binder in alphabetical order. Please review your application form to verify we have your correct mailing address, postal code, email address, phone number, etc. and staple your payment to the registration form. This information is used to deliver the newsletters to you, contact you in the event the meeting is cancelled, etc. so it is important that we have the correct information.

The membership fee for 2019-2020 will be \$45.

A receipt and membership card will be available for you at the membership table at the following guild meeting. Remember to stop by and pick it up.

The Quilt Label

Traditionally quilt labels are sewn on the lower left-hand corner of the quilt back, as you are looking at the back of the quilt.

Quilts entering the Quilt Show, including Bed Turning quilts, should be folded so that the back lower left-hand corner is on top.

The quilt's identification name & number will be pinned to this corner. If the quilt is folded properly then the Quilt Display crew will not need to spend time and energy refolding the quilt at the time of entry and the entry process will move more quickly.

How to make and attach a removable 4" sleeve to a quilt

- * Cut a strip of fabric nine inches wide by the length of the quilt top, measured between the binding, plus one inch. This fabric can be muslin or scrap.
- * Fold the fabric strip in half, wrong sides together (WST) and press. (Fold #1)
- * Open the strip and re-fold, WST, the raw edge to the center Fold #1. Repeat for the other side. Press without pressing out the centre fold. (Fold #2 & #3)
- * Open the strip and turn under each end 1/4" twice to make a hem. Top stitch in place.
- * Re-fold the strip on the center Fold #1, matching the raw edges, and sew a 1/4" seam allowance on the raw edges.
- * Press the seam over without removing the other three pressed folds. Re-press folds #1, #2, #3 if necessary.
- * Pin the sleeve to the quilt top about 1/4" below the binding, with the seam against the quilt.
- * Appliqué sleeve in place on the #2 and #3 pressed fold. The center fold will be have a 1/4" slack to accommodate the rod used to hang the quilt.
- * NOTE: The sleeve may be pinned on with safety pins if the sleeve is no longer needed after the Quilt Show.

Thanks to everyone who has volunteered so far.

Our nomination slate is almost full. Two key positions remain open: **Vice president(s), and Assistant Treasurer.**

Please consider stepping up. Chat with Pres. Linda or Candice.



EXECUTIVE:

Co-presidents: Fern Pugh & Oksana Slipenkyj

Vice- President(s): **VACANT**

Past President: Linda Lewis

Secretary: Anne Nicholson

Treasurer: Darlene Cordingley (**Assistant needed**)

Program: Linda Lewis, Sue Pirie, Daphne Evelyn (**1 position needed**)

Membership: Christine Robinson, Yvonne Guse-Rahn

Newsletter editor: Judi Sullivan

Proof readers: Ida Cunningham, Sue Pirie, Penny Squirrel

COMMITTEES:

Birthday Club: Leah Mitchell, Daphne Evelyn

Block of the Month: Judy MacLeod, Sheila Klein

Bulletin Board: **VACANT**

Community Projects: Karen Turcott & Karen Hunter Committee Coordinators

With ConnieWalterhouse, Trish McKibbon, Val Ashbourne, & Penny Squirrel

Financial Reviewers: Diane Cordingley, Maxine Barnes

Historian: Leah Mitchell

Librarians: Liz Nash, Lorna Raney, Linda Horner, June Moir

Lucky Draw: Stella Graham, Sharon Courage, Helen Currie (**1 position needed**)

QBA: Ann Swift-Peters, Candice Kitchen

Quilt Show: Kim Beckner, Yvonne Conway

Refreshments: TBD

Retreats: Judi Sullivan, Yvonne Conway, Sue Pirie, Candice Kitchen

Show & Tell: Cathy Smith, Diane Harris (**2 positions needed**)

Stitch & Share: Leah Mitchell

Web Coordinator: Oksana Slipenkyj Facebook: Judy MacLeod

JOB DESCRIPTIONS

Vice President

Shall assist and take the place of the President when necessary.

- Shall be the Public Relations liaison between the Executive/the Membership and the Guild/the Community.

- Shall be responsible for the Guild display at the Orangeville Fall Fair, Community Section.

- Shall ensure that the Museum (MoD) applies for the education grant each year.

- Shall keep records in good order and pass on to the incoming VicePresident.

Assistant Treasurer

- Shall assist the treasurer with her duties

- Shall observe and learn the procedures required to maintain records of financial transactions

- Shall be willing to assume the position of treasurer in July 2020

Block of the Month 2018 - 2019

This year we have decided to do a large block, 16 1/2", with a different colour each month. If you contribute, the idea would be to do one for yourself and the one to donate. Six blocks would yield a 48" x 48" baby quilt. Not bad eh? Setting these blocks on point would yield a even larger quilt.

We are giving you all the colours for the upcoming year so if you get on a sewing bender you could sew several months at one sitting. The diagram on right shows all cutting measurements. Dig into those scraps and have some fun. These are a quick sew. Here are all the colours for the year: May--pink, June--turquoise

Cutting Instructions

Dark - A - 6 1/2" square (1)


Medium - C - 3" square (4)

Light - B - 3" x 6 1/2" (4)

F - 3" square (8)

Background - Beige - D - 3 x 6 1/2" (4)

E - 3" square (4)



**NEXT ISSUE DEADLINE: Wednesday, June 5
no later than noon**

BULLETIN BOARD

To my Secret Sister.
Thank you so much for my "bits & pieces"
I will surely put them to good use.

Leah Mitchell

Thank you so much
To all the helpers at our auction last month.
We couldn't have done it without you!

We raised \$1256.00 for guild activities.

Secret Sister
Thanks so much for the birthday gift.
Will get lots of use from the neat mug.

Linda Davenport

Please note:

Your June newsletter will be a few days late arriving in your mailbox. Your editor will be travelling, and will not be composing while away.

*Congratulations
To Marilyn Copeland
On the occasions of her marriage
To long time partner John on April 12.*

FALL RETREATS

Retreat sign up will happen at the June Meeting.

Weekend: Nov. 15 to 17 Stayner Retreat Centre
9:30 AM Friday to 2:00 PM Sunday

All meals included

Single \$150 Double \$110

One Day Mini: Saturday Oct. 19
Orangeville Seniors Centre

9:30 - 4:30 or 8:00

\$20 without supper \$40 with supper

(Prices have gone at these venues.)

Welcome to new member **Juanita Hodder**
& returning member **Ingrid Langhorst**
Please make them feel welcome. Introduce yourself.

JOURNALS, WE NEED JOURNALS
for Family Transition Place
in order to meet our promised number of 200.



MAY 1st - 26th Spring Fling Flyer !!!!!
SPRING Goods have Arrived & are on sale!!
MAY 11th - 1 DAY ONLY
50% off "We love MOM" sale !!!!!
16th - 8th Extra 10% off Coupon Sale !!!!

What's On - Upcoming Shows



Ottawa Ontario
June 12 - 15 2019
EY Centre

<https://canadianquilter.com/quilt-canada-2019/>

PIECES OF MAGIC QUILT SHOW

Oxford County Quilt Guild
May 9 - 11 Thurs & Fri 10-7; Sat 10-4
Ingersoll District Memorial Centre (arena) 97 Mutual St N Ingersoll
Admission: \$8
<https://www.oxfordquiltersguild.org/>

QUILTS OF NEW ZEALAND

The Ailsa Craig Quilt & fibre Arts Festival
May 20 - 25
Ailsa Craig Recreation Centre 155 Auntie Ada Shipley Rd Ailsa Craig
<https://ailsacraigartscentreampquiltfibreartsfestival.wildapricot.org/>

CONNECTING THE DOTS

Dunnville's Own Tiny Stitchers
Fri **May 24** 10 - 5, Sat **May 25** 10 - 4
Dunnville Memorial Arena 275 Ramsey Drive, Dunnville
Admission: \$8.00

QUILT AND FIBRE ARTS FESTIVAL

St. Jacobs / Waterloo Region
May 21 to 25 10-6
2019 events not yet posted - keep checking the website
<https://stjacobs.com/Quilt-Fibre-Arts-Events.htm>

STITCHING AMONG FRIENDS QUILT SHOW

Quilting Corners Quilt Guild - Alliston
June 8 - 9 10-4
52 Albert Street West (Curling Rink) Alliston
Admission: \$7
<http://aqcguild.edublogs.org/>

STITCHES FROM THE HEART QUILT SHOW

Stitches From the Heart Guild - Sault St. Marie
July 13 - 14
Royal Canadian Legion Branch 25, 96 Great Northern Road Sault Ste. Marie
Admission: \$5
<https://www.facebook.com/StitchesFromTheHeartQuiltGuild/>

THE LONDON MODERN QUILT GUILD SHOW

Sep 7-8 Sat 10-5 Sun 10-4
Grosvenor Lodge 1017 Western Road London
Admission: \$5
<http://www.londonmodernquiltguildcanada.com/2019-quilt-show.html>

ELLIOT LAKE QUILT SHOW

Elliot Lake Quilt Guild
Sep 27 - 28 Fri 5-8 Sat 10-5
Church of the Good Shepherd, 3 Ottawa Avenue Elliot Lake, ON
Admission: \$5

THE MAGIC OF CLOTH ACT 7 - SILVER THREADS

Dufferin Piecemakers Quilting Guild
Friday Nov 1 & Saturday Nov 2 10 - 5

Quilter's Nook
One-of-a-kind quilts, fabrics & supplies

Judy Duffy
Quilter
judyd5995@yahoo.ca

283 Main St. P.O. Box 495
Schomberg, On. L0G 1T0
www.thescottishnook.com

905-939-2710

QBA - Quilting by Association

Workshops for members by members

May 4 - Leah Mitchell - how to make orphan blocks into small quilts for quilt show draw

June 1 - Darlene Cordingley - Project Bag

\$5.00 per class payable on sign up.

Contact Sue or Debi, the coordinators.

Sue Pirie (piriesusan@rogers.com) or Debi Arnold (sewistdeb@gmail.com)

The Riverbend Artists of Grand Valley (RAGV)

produce a monthly Artz Info Network (AIN) calendar.
You may access the calendar at
<http://www.riverbendartistsofgrandvalley.ca/cal.html>
to see the upcoming art events scheduled for the month in Orangeville and area.

ADVERTISING RATES

Type of Ad	Ad Size	Same ad Every Month		Ad Changes Required	
		Guild	Non-Guild	Guild	Non-Guild
Secret Sister		free	n/a	n/a	n/a
Classified	1"x3"	\$ 7.00	\$ 8.00	\$ 8.00	\$10.00
Business Card	2"x3"	\$10.00	\$12.00	\$12.00	\$15.00
Quarter Page	5"x3"	\$12.00	\$15.00	\$15.00	\$20.00
Half Page	7"x5"	\$25.00	\$30.00	\$30.00	\$35.00
Full Page	7"x10"	\$50.00	\$55.00	\$55.00	\$60.00

Prepay for the year and get a 10% discount!

**NEXT ISSUE DEADLINE: Wednesday, June 5
no later than noon**



BIRTHDAY CLUB MAY 2019

Glenda Holt	19
Daphne Evelyn	24
Liz Chapman	28

*You don't have to be in the birthday club to be recognized.
Contact Leah Mitchell and let her know your birthday.*

Did you remember your secret sister with a small quilty gift or a card on her birthday? Gifts may be left on the membership table at our general meeting or delivered in many interesting ways!
Birthday Club Members Submitted by: Leah Mitchell & Daphne Evelyn

THE WEATHER

**Don't forget your indoor shoes
if it is wet and rainy on meeting night.**

REFRESHMENTS

There will be no refreshments at our meetings except for the December & June socials.

DATE CHANGES

In the months of February and May our meetings will occur on the 4th Monday of the month in order to accommodate holidays.

Want to contact a guild member?

The e-mail addresses of members can be found on the guild website in the private members' section. www.dufferinpiecemakers.org
See page 2 of this letter for instructions.



A FEW THINGS TO REMEMBER! During the meeting please....

- ◆ Turn off the ring on your cell phone or go to another room to use it
 - ◆ Minimum chatting when there is a speaker.
 - ◆ Keep our meetings scent free (we have members and guests who are allergic/sensitive to perfumes, scented body wash, etc.)
- THANK YOU!



WANTED: JOURNALS Family Transition Place

Our commitment to FTP is 200 journals for the year. Please help by donating them at any time. The journals need to be about 6" x 8", lined pages, bound by either coil or glue. Please leave them in the basket provided at the membership table at every meeting.

Journals are always needed.

Meeting Information

General Meeting:

Date: Monday, May 27 2019
Orangeville Fair Grounds
aka OAS Event Centre)

Time: 7:00 p.m. Doors Open

Please wait until 7:00 to arrive. This will allow time for the committee volunteers to set up the room. The meeting starts promptly at 7:30 p.m. but there's lots to do and see before we begin.

Executive Meeting:

Thursday, June 06, 2019 7:00 pm.

Place: Meridian Credit Union Community Room

Please call/email President Linda Lewis if you wish to attend. llewis1@rogers.com

Stitch 'n Share Leah Mitchell

Stitch and share meets every Wednesday from 1:00 to 3:30 PM. in the Community Room of the Meridian Credit Union on Broadway in Orangeville. We are pleased to be able to meet there every week at no charge as part of their community outreach.

Please contact Leah Mitchell at 519-928-3059 **for any meeting information if you wish to attend** and are not on the current e-mail Stitch and Share e-mail list.

Every guild member is always welcome.

Next Meeting Bring

- ◆ Name tags worn
- ◆ Machines & supplies to help with sewing
- ◆ Library books to return
- ◆ Any completed Community Projects or pillow cases
- ◆ Show and Tell
- ◆ \$\$\$ for lucky draw
- ◆ Indoor shoes if weather requires
- ◆ Journals for FTP
- ◆ Plastic milkbags

And a



The Magic of Cloth Act VII- Silver Threads
Quilt Entry Form - due June 17th, 2019
One Entry per Form - Maximum 10 entries per person

Name _____ Phone # _____ Email _____

Name of Quilt _____ Predominant Colours _____

Attach Coloured Photo to this page. (3" x 5" or larger)

Category -Please select one

4-inch sleeve required on all quilts larger than 24"x 24"

- | | |
|---|--|
| <input type="checkbox"/> Bed Quilts 60" x 80" or larger | <input type="checkbox"/> Home Décor |
| <input type="checkbox"/> Lap/Cuddle quilt between 36" x 40" & 60" x 80" | <input type="checkbox"/> Clothing/Accessories |
| <input type="checkbox"/> Wall Hanging between 24" x 24" & 60" x 80" | <input type="checkbox"/> Quilt by a Youth- under 18 years |
| <input type="checkbox"/> Small Quilts – less than 24" x 24" | |

Top made by _____ Quilted by _____

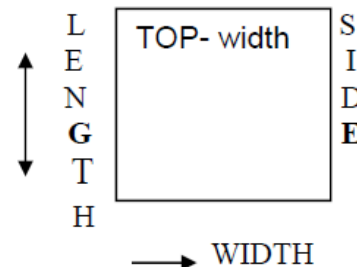
Hand Quilted ☐ Machine Quilted ☐ Source for pattern _____

Story of the Quilt in 75 words or less: tell us about your quilt (ie was this a Guild project {BOM, QBA, challenge, workshop} Was it your first quilt? What inspired you? What techniques, fabrics used). PLEASE PRINT _____

Measurements (in inches to the nearest inch)

Let this diagram represent your quilt as it will be hung at the Show
(proportions may not match your quilt).

Length _____ Width _____



Note: Item for Sale? ☐ NO ☐ YES Price \$ _____

To complete your entry- attach your colour photo and make 2 photocopies of the completed form (Black and white is o.k.) of the completed Form with the photograph. Submit the original and 1 copy to the Display Committee and keep 1 copy so you will remember what you submitted!

Please use the GOLD Registration Form for the Bed Turning Quilts