



# The Piecemakers' Star

## *celebrating 25 years*

Published by the:

DUFFERIN PIECEMAKERS QUILTING GUILD  
October 2019, Volume 26, Issue 2

[www.dufferinpiecemakers.org](http://www.dufferinpiecemakers.org)

### *Message from our Co-president's*



.....and we're off and running! Our first meeting as co-presidents is history and what a meeting it was. Thank you so much to all of the members who orchestrated the evening of our 25<sup>th</sup> anniversary. You will have received an anniversary patch with your paid membership...hope you have found a home for it.

And now we are on to the next big event, of course, the Quilt Show Act VII Silver Threads. We hope that all members will take a few minutes to check the volunteer sheets and make a commitment to help in some way.

The program committee has invited Verner Knorr from Creekbank Sewing Machine Shop to pass on valuable information for sewing machine maintenance. Also there will be information on how to prepare your entries for the quilt show.

On a totally different note, I was volunteering at the Dufferin Farm Tour on Saturday, September 28 and a new guild member introduced herself to me. I was so pleased that she did that as I don't always recognize new people and we were out of our familiar territory. Please stop us and say hello, we want to get to know you at our meetings and in the community.

"I feel like I should clean the house so I'm going to my sewing room until the feeling passes!"

Welcome to fall and all of the exciting activities it brings with it.

Oksana & Fern



### Inside this issue:

<i>Co-Presidents' Messages</i>	1
<i>The Executive and Committees</i>	2
<i>Library Block</i>	2
<i>Web &amp; Facebook Info</i>	2
<i>Program</i>	3
<i>Community Projects</i>	4
<i>Quilt Show Focus</i>	5
<i>Quilt show sleeves &amp; labels</i>	6
<i>Birthday Club, Membership, B of M</i>	7
<i>Fall Fair Results</i>	8
<i>Bulletin Board,</i>	9
<i>What's On QBA</i>	10
<i>Birthday Block</i>	11
<i>Up coming Meetings</i>	11
<i>What to bring</i>	11
<i>Quilt Show Poster</i>	12

**NEXT ISSUE DEADLINE: Monday, Oct. 28,  
no later than noon**

## The Executive

Co-Presidents:	Fern Pugh, Oksana Slipenkyj
Vice-President:	<b>Vacant</b>
Past President:	Linda Lewis
Secretary:	Anne Nicholson
Treasurer:	Darlene Cordingley Assistant: <b>Vacant</b>
Program:	Linda Lewis, Sue Pirie, Marcia Lalonde
Membership:	Christine Robinson, Yvonne Guse-Ruhn
Newsletter Editor:	Judi Sullivan
Proof readers:	Ida Cunningham, Sue Pirie Penny M. Squirrel, Sue Hopkins Van Zant


## The Committees

Birthday Club:	Leah Mitchell,
Block of the Month:	Judy MacLeod, Sheila Klein
Bulletin Board:	<b>Vacant</b>
Community Projects:	Karen Turcott, Karen Hunter, Connie Walterhouse, Trish McKibbin, Val Asbourne, Penny Squirrel, Fern Pugh
Financial Reviewers:	Diana Cordingley, Maxine Barnes
Historian:	Leah Mitchell
Librarians:	Liz Nash, Lorna Raney, June Moir, Linda Horner
Lucky Draw:	Helen Currie, Stella Graham, Sharon Courage, Marie Tupling, Louise Cornelius
QBA	Candice Kitchen, Ann Swift-Peters
Quilt Show:	Kim Beckner, Yvonne Conway
Refreshments:	Diana Cordingley for socials only
Retreats:	Judi Sullivan, Yvonne Conway, Susan Pirie, Candice Kitchen
Show 'n Tell	Cathy Smith, Diane Harris, Mindy Swack, Dale McMillan
Stitch 'n Share	Leah Mitchell
Web Coordinator:	Oksana Slipenkyj
Facebook:	Judy MacLeod

Please send newsletter submissions to:  
dpqgnewsletter@gmail.com

OR

Judi Sullivan : sulljudi@gmail.com



**LIBRARY BLOCK** for October **2019**  
Liz Nash, Lorna Raney, June Moir, Linda Horner

## String Frenzy by Bonnie K. Hunter

Love your leftovers! Become a scrap quilt addict, sewing fabric strings and crumbs into brand-new blocks. Bonnie shows you what can be done with all the leftovers from other projects that seem too small to save, yet too big to toss away.

In October we are featuring books about **'Paper Piecing'**.



**6 Precut Fat Quarters only \$24!**

*Mock Cathedral Window Bag*

**New classroom...4 teachers...lots of fall classes! Learn to Quilt, Bag classes, T-Shirt Quilt, Jelly Roll Rug, Machine Quilting, to name a few. All on our website!**

**cobwebsandcaviar.com**  
Cobwebs & Caviar, 147 Main St. W. Shelburne, ON



*Dufferin Piecemakers  
Quilting Guild*

The address for the website is: <http://www.dufferinpiecemakers.org/>

Members Corner: Login is the e-mail address the guild has for you  
Password: password10 (until you change it)

**Guild Facebook Page—Did you take a look yet?**  
**Please add a photo or two.**

Dufferin Piecemakers has a Facebook page! If you're on Facebook pop over and click "Like". Just search for Dufferin Piecemakers Quilting Guild and there we are! We'll post lots pictures from Guild meetings, news about upcoming speakers and workshops, and things you don't see in the newsletter due to space constraints. If you have news to share with the Guild, send an email to Judy MacLeod [jmacleod11@hotmail.com](mailto:jmacleod11@hotmail.com) and she'll put it on to the Facebook page. for you.

# Program Corner 2019

## October 21 - Vernon Knorr

This month we have Vernon Knorr from Creekbank visiting to talk to us about maintaining our machines, especially the big one - TENSION and needles. It promises to be a very informative evening! Many of you are familiar with Creekbank and Vernon.

Quilt Show Coordinators, Kim & Yvonne will do a Q&A about the Quilt Show. Now is the time to have all your questions answered. Also check out Quilt Show Focus in this issue for information about what you need to know and do for a successful Show.

## November 18 - Ann Saunders

Ann is from Guelph and will share her "Quilting Journey So Far" through with a trunk show.

## Workshop with Sharon Fisher- November 23

Sharon will be teaching a wool applique workshop in November. Sign up at the meeting.

It'll be held at Meridian Credit Union. Details will be shared at the October meeting or emailed to those participating. Her trunk show was simply fabulous. So much eye candy!



Sharon Fisher  
with a sample of  
her wool applique

Founding  
Members



## BAG LADIES

Joyce Dennie, Louise Cornelius, Diane Woodward, Fern Pugh, Berva Buttery, Janet Laing,, Leah Mitchell

Don't forget your bags! We're almost done, only one month left.

Your Committee: Linda Lewis, Sue Pirie, Marcia Lalonde and ??? (volunteer needed)

Longarm Quilting  
Services

Judy MacLeod  
Orangeville, ON  
(519) 216-7575

[paintedponyquiltworks@gmail.com](mailto:paintedponyquiltworks@gmail.com)

[www.facebook.com/PaintedPonyQuiltworks](https://www.facebook.com/PaintedPonyQuiltworks)



Multiple Grand Champion Quilts since 2017

*Your quilts, your way!*

**Janet Slater**

Longarm Quilting

Batting - 80/20 Heirloom Hobbs, Wool, Poly  
Wideback Fabrics

[janet@createwithjanet.ca](mailto:janet@createwithjanet.ca)

519-943-0024

[www.createwithjanet.ca](http://www.createwithjanet.ca)

**NEXT ISSUE DEADLINE: Monday, Oct. 28,  
no later than noon**



## COMMUNITY PROJECTS Report - October 2019

Once again, our committee and members have been busy stitching, cutting, binding, and donating tops and fabric to Community Quilts.

Any guild member is most welcome to join us at our afternoon [stitching session on Monday October 21st](#), before our regular meeting. Please bring your machine and any basic sewing supplies and join us at the fairgrounds anytime after 1:00pm. Connie has lots of jobs for everyone! And your help is most appreciated. It's always amazing what our afternoon group manages to get done. Don't forget that if you can't make our afternoon sessions, that there are always kits ready to take home and finish on your own time.

As the Christmas season approaches, we will be collecting your donations of socks, toiletries and small gift cards for Choices Youth Shelter and the Door, to be used in their Christmas stockings. We will share a more detailed list with you in November. We will also be collecting placemats to be gifted during the Christmas season for the Meals on Wheels program. Placemats with a Christmas or Winter theme on one side and something not seasonal on the other side. Make them reversible and useable all year long. Connie and Penny have been quilting many of our Community Quilts on their long arm APQS Lenni. If you would like to see their machine in operation and learn to long arm Community Quilts, please ask them for an invitation to the "Loft". There are lots of quilts to practice on and extra help is always welcomed.


The 8th quilt made for community projects from last year's large block of the month pattern.



Our co-presidents Oksana & Fern cutting the anniversary cake.



Your CP committee: Karen Turcott and Karen Hunter Co-Chairs, Connie Walterhouse, Trish McKibbon, Penny Squirrel, Val Ashbourne, and Fern Pugh (pillow case donations)



**Quilter's Nook**  
*One-of-a-kind quilts, fabrics & supplies*

**Judy Duffy**  
Quilter  
judym5995@yahoo.ca

---

283 Main St, P.O. Box 495  
Schomberg, On. L0G 1T0  
www.thescottishnook.com

905-939-2710

DROP BY THE STORE,  
OR GIVE US A CALL.  
WE'LL HELP YOU  
FIND WHAT YOU'RE  
LOOKING FOR!

YOUR TRUSTED  
PFAFF DEALER

**PFAFF**  
Perfection starts here.™




**COUNTRY  
CONCESSIONS**  
*Quilt Shop*

1 Dufferin Street, Cookstown, Ontario L0L 1L0  
705-458-4546 | info@countryconcessions.com  
[WWW.COUNTRYCONCESSIONS.COM](http://WWW.COUNTRYCONCESSIONS.COM)

**Editor's Note:** Moved? Change of address? **Change of e-mail address?** Change of phone number? It is important that you notify membership first, then newsletter. The members of each committee are listed on page 2 of every newsletter. **And ...** if you have any photos, quilty stories, tips, hints, web sites you might like to share, send them to your editor (email on pg 2) but remember the deadline which appears on every odd page of your newsletter! Thanks, Judi

# QUILT SHOW FOCUS



*Magic of Cloth Act VII ~ Silver Threads*  
*Friday November 1<sup>st</sup> 10 am ~ 5 pm*  
*Saturday, November 2<sup>nd</sup>, 10 am ~ 5 pm*  
*OAS Event Centre 5 Side Road, Mono On*

*~ FYI ~ Last minute things to know & do ~*

Registration When to bring in your quilted items.	You did it! Over 300 quilted items have been entered for display at the Show. Bring your quilted items, including the Bed Turning quilts, to the OAS Event Center between 9 am and Noon on Thursday, October 31 <sup>st</sup> . 2019 Please <b>fold your quilt(s)</b> so that the back lower left corner is on top. This is where the Quilt Show Registration Number will be pinned. This will save a great deal of time & work if the quilts do not need to be refolded at registration time. Please talk to Connie if you can't deliver them that morning.
Quilt Sleeve	<b>If your quilt is wider than 96", sew and attach a 95" sleeve which is centered to the quilt back. See page 6 of May Newsletter for How to make a sleeve or pick up the instruction handout at the Quilt Show table.</b>
Boutique Donations & Consignments	Please bring your donated items to the OAS Event Center on Thursday, October 31 <sup>st</sup> between 9am and Noon. Magazines should be tied in bundles of five. Please <b>NO BOOKS</b> . Fabric and crafted items should be packaged and priced. Please be sure that Consignment items are signed off to Committee Member Val Ashbourne at the Registration table
Raffle Quilt Tickets	<b>Please return your tickets (sold and unsold) and money at the October 21<sup>st</sup>. Guild meeting. All ticket stubs must be accounted for plus it is important that all sold ticket stubs go into the drum for the draw on November 2<sup>nd</sup>.</b>
Mini Quilt Draw	Thank you everyone who donated a mini quilt for the draw. Doreen and Mary Lou will still accept any you have to donate at the October 21 <sup>st</sup> meeting.
Volunteers	<b>Sign-up sheets are at the Quilt Show table. These sheets also list what needs to be done when you volunteer to help in that area. Pick up the sheet that lists the volunteer jobs with a place for you to check off what you volunteered to do. Lobby, Kitchen/Tea Room/Cash, Mini Quilt Draw, Raffle Ticket Sale, Bed Turning, Registration, Quilt Display (hanging), Boutique and White Glove Ladies.</b> <b>White Glove Ladies</b> can pick up their white gloves and yo-yo badge from cloakroom by the Lobby Desk. Marilyn Graham is your guide.
Donated Sweets	Bring to the OAS Event Center. Thursday morning October 31 <sup>st</sup> before 10am coffee break.
Northcott Challenge	<b>Last date for entry to the Northcott challenge is the October 21<sup>st</sup> meeting. Please give them to Liz Nash at the Library table.</b>
Publicity	Tell all your friends & neighbours. Bookmarks are available at the Quilt Show table. Please take as many as you need.
Road Signs	<b>Candice will be asking for volunteers to put up road Sign at the Oct Guild meeting</b>
All Members	<b>Please remember to wear your Name Badge. This is your Show - have fun.</b>

**NEXT ISSUE DEADLINE:** Monday, Oct. 28,  
no later than noon



## How to make and attach a removable 4" sleeve to a quilt

- \* Cut a strip of fabric **nine inches wide** by the length of the quilt top, measured between the binding, plus one inch. This fabric can be muslin or scrap.
- \* Fold the fabric strip in half, wrong sides together (WST) and press. (Fold #1)
- \* Open the strip and re-fold, WST, the raw edge to the center Fold #1. Repeat for the other side. Press without pressing out the centre fold. (Fold #2 & #3)
- \* Open the strip and turn under each end 1/4" twice to make a hem. Top stitch in place.
- \* Re-fold the strip on the center Fold #1, matching the raw edges, and sew a 1/4" seam allowance on the raw edges.
- \* Press the seam over without removing the other three pressed folds. Re-press folds #1, #2, #3 if necessary.
- \* Pin the sleeve to the quilt top about 1/4" below the binding, with the seam against the quilt.
- \* Appliqué sleeve in place on the #2 and #3 pressed fold. The center fold will be have a 1/4" slack to accommodate the rod used to hang the quilt.

NOTE: The sleeve may be pinned on with safety pins if the sleeve is no longer needed after the Quilt Show.

Fons & Porter show you how - they use an 8 1/2" strip - 9" is better.

[https://www.youtube.com/watch?v=7NO70\\_ENjQk](https://www.youtube.com/watch?v=7NO70_ENjQk) (control click on the link to view)



Top left: sleeve can be pinned or sewn to the quilt. Big stitches are fine. (Ignore the seam you can see – this sleeve was formed by sewing 2 scraps together)

Bottom left: a label, temporary or permanent, should be attached to the lower left corner of the back of the quilt. Have the back side up when choosing the corner. Masking tape works too.



Right: Fold your quilt so the label is visible when you bring it to registration on set up day, Oct 31.

## Birthday Club ~ Secret Sister ~ Dufferin Piecemakers Quilting Guild

- B-day Club will follow the calendar year
- Sign-up notice published in Newsletter October/November
- Participants to receive their Secret Sister's name in December
- Secret Sister reveal in January of the following year
- Secret Sister birthday dates are published each month in the Newsletter
- **Here is how it works.** At the Oct/Nov meeting you will be given a form to fill out with your name, birth date and your favourite colour and quilting technique. The B-Day Club convener will do a random selection and assign your name to your Secret Sister for the next year for pick-up at the December meeting. You find out who had your name the following year at the January meeting. Meanwhile you can mail a card and a small gift to your Secret Sister. You will want to keep your secret so you may use the Guild's address as your return address: Dufferin Piecemakers Quilting Guild PO Box 325 Orangeville, On L9W 2Z7. Alternatively, gifts may be left on the membership table at our general meeting. **If your secret sister is NOT at the meeting, please take the gift home and try another way to deliver it.**

## MEMBERSHIP RENEWAL

Have you renewed your membership yet?

If not, please visit the membership table at the October meeting to renew for September 2019 - June 2020.

Registration forms for returning members will be in a binder in alphabetical order. Please review your application form to verify we have your correct mailing address, postal code, email address, phone number, etc. and staple your payment to the registration form. This information is used to deliver the newsletters to you, contact you in the event the meeting is cancelled, etc. so it is important that we have the correct information.

**The membership fee for 2019-2020 is \$45.**

A receipt and membership card will be available for you at the membership table at the following guild meeting. Remember to stop by and pick it up. You'll also get your anniversary patch!

Christine Robinson & Yvonne Guse-Rahn



## Block of the Month 2019 - 2020

### Town & Country Mystery Quilt

Ohhhhhh that time of year when things go bump in the night, and little ghosts and goblins take over the streets! Of course, we had to make a spooky house! Our house, designed by Judy MacLeod, has cobweb covered windows and roof, a crooked fence to add to the spookiness, and a black cat on the roof! Does a witch live inside, stirring her cauldron and muttering a spell? Maybe a vampire is in the basement! Or a Zombie! Oh My!

For those who are now too scared (BOO!) to make a spooky house block there will be fabric available from Community Projects to make 9 patch blocks, which will be used for Community quilts and projects.

Judy MacLeod & Sheila Klein



**NEXT ISSUE DEADLINE: Monday, Oct. 28,  
no later than noon**



*2019 Dufferin Piecemakers Quilting Guild Fall Fair Specials*  
*Caledon, Orangeville, Shelburne, Grand Valley*  
 by Leah Mitchell Guild Historian



**Orangeville Fall Fair Group Display**  
 Theme: ~ Simpler Times"  
 3<sup>rd</sup> place winner. Thank You to Kim Beckner for creating this display.

**New: Fall Fair Special for 2020:**  
 A creative use of a panel made into a finished quilt (minimum size 36"x 48") to include pieced and/or appliqued borders. May be hand or machine quilted by entrant or another quilter named on the entry tag. Prize: \$10; \$8; \$6

	Caledon	Orangeville	Shelburne	Grand Valley
1) Wall Hanging, predominantly pieced. Machine and/or hand quilted by the exhibitor. Perimeter: Max 192"; Minimum 80" Prizes; 1 <sup>st</sup> \$10; 2 <sup>nd</sup> ; \$8; 3 <sup>rd</sup> - \$6	1. Peggy Nagel 2. no entry 3.no entry	1.Darlene Cordingley 2. Liz Nash 3.Lorna Raney	1.June Wagg 2.Sarah Durynek 3.	1.Lorna McPherson 2.no entry 3.no entry
2) Wall Hanging, predominantly appliquéd. Machine and/or hand quilted by the exhibitor. Perimeter; Max 192"; Mini 80" Prizes: 1 <sup>st</sup> ; \$10; 2 <sup>nd</sup> \$8; 3 <sup>rd</sup> - \$6	1. Anita Neilson 2. no entry 3. no entry	1.Sue Pirie 2.Marilyn Graham 3.Jane Barbeau	1. Sarah Durynek 2.Jennifer Klucowicz 3. Norma Mintz	1. Nancy Noble 2. no entry no entry
3) Twin bed quilt, pieced and/or appliquéd, hand and/or machine quilted by the exhibitor. Perimeter: mini size 320"; Prizes:1 <sup>st</sup> \$10; 2 <sup>nd</sup> \$8; 3 <sup>rd</sup> - \$6	1.Peggy Nagel 2.no entry 3.no entry	1. Darlene Cordingley 2.Kim Beckner 3.no entry	1. Penny Squirrell 2. Sarah Durynek 3. no entry	1 no entry 2. no entry 3. no entry



# **BULLETIN BOARD**

To DPQG ladies,  
I have really enjoyed being the President of the guild for the past 2+ years. I have gotten to know so many of you and consider you all my friends. Thank you for the quilt blocks you made for me in the "Newfie" theme. They are all so beautiful!

*Love Linda Lewis*

## **Wanted: someone to repair an older quilt.**

If you are interested in helping a lady with her grandmother's quilt please contact Judy Chapman by e-mailing [judy.l.chapman@gmail.com](mailto:judy.l.chapman@gmail.com) or talk with Judi Sullivan.

I want to say "thank you" to everyone who made a block for my 'Bag Ladies Quilt', the blocks are amazing! I've moved away from the Orangeville area and will miss the great guild meetings. I thoroughly enjoyed each and every one and it was a real pleasure to meet all of you.

*Daphne Evelyn*

To all my friends at the Guild.

I want to thank you all for the lovely card you sent to us on the passing of my mother in law. It was kind thoughts like that, which kept me afloat during a tough couple of weeks. It was like receiving a warm hug from you all.

*Thank you. Lynne Norman*



Our past presidents:  
Janet Slater  
Linda Lewis  
Candice Kitchen  
Judi Sullivan  
Janet Laing  
Leah Mitchell  
Anne Parsons  
Pat Kalapaca  
Susan Pirie  
(Absent - Betty Sanderson, Lois Brown & Lisa Seinen)  
Co-presidents  
Oksana Slipemkyj & Fern Pugh

25th Anniversary award presented to Leah Mitchell by Judi Sullivan



224 Centennial Rd ( by the Dairy Queen)

**Ready for Halloween & Thanksgiving ??!**

**New Fleeces, Cottons and Flannelettes!!!**

**Oct 5-7 Save Additional 10% off coupon**

**Oct 24-26 50% off 2 cuts coupons**

**Oct 29<sup>th</sup> 50% off reg prices coupons**

**Find us on Facebook @ Fabricland Orangeville**

**NEXT ISSUE DEADLINE: Monday, Oct. 28,  
no later than noon**

## What's On - Upcoming Shows



Edmonton Alberta

June 18 - 20, 2020

### 2019 QUILT EXHIBIT

Waterloo County Quilt Guild

Oct. 18 – 19 10-5

RIM Park Manulife Sports Complex 2001 University Ave. E, Waterloo

Admission: \$8.00

<https://www.wcquiltersguild.on.ca/>

### 2019 QUILTED ODYSSEY EXHIBITION

Brampton Quilter's Guild

Oct 19-20 Sat 10-5 Sun 10-4

Brampton Fairgrounds 12942 Heartlake Rd. Caledon

Admission: \$8.00

<https://bgguild.wordpress.com/2019-quilted-odyssey-exhibition/>

### ESPANOLA FIBRE ARTS FESTIVAL

Oct 17-18

Espanola Golf and Country Club 309 Golf Course Rd and other locations

<https://www.facebook.com/espanolafibreartsfestival/>

### THE MAGIC OF CLOTH ACT 7 - SILVER THREADS

Dufferin Piecemakers Quilting Guild

Friday Nov 1 & Saturday Nov 2 10 - 5

OAS Event Centre, MONO, ON

Admission: \$8

<http://www.dufferinpiecemakers.org>

**GET INVOLVED!**

We are in great need of an **assistant treasurer!**

If you have book keeping experience, please consider stepping up. The guild needs you. Speak to one of our co-presidents.

**Creemore House of Stitches**  
Quilt and Yarn Shop

Cheryl Robertson  
3 Caroline St., W. Suite 3  
Creemore ON, L0M 1G0  
705-466-6363  
[houseofstitches@rogers.com](mailto:houseofstitches@rogers.com)



[www.creemorequiltsandyarns.com](http://www.creemorequiltsandyarns.com)

## QBA - Quilting by Association

### Workshops for members by members

QBA is a program within our guild with members teaching members, from patterns or workshops that they have learned and are passing on the knowledge. It is a special event that is held on the **first Saturday of the month from October to June** at the Meridian Credit Union in Orangeville. It's a fantastic way to get to know other members in a smaller setting and learn a new technique for the low **cost of \$5.00**.

Below is a sample of some of the classes to look forward to, but as you can see we need to fill a few dates.

If you have a suggestion of something you feel you'd like to teach to our wonderful ladies, please see Candice Kitchen or Anne Swift-Peters

Dec. 7	Candice Kitchen	Wine Tote
Jan. 4	Ann Moum	Giant Pin Cushion ???
Feb. 1	Dale McMillan	Thread Painting
Mar. 7	Kim Renshaw	Curvey table runner - free form sewing
Apr. 4	TBA	TBA
May 2	TBA	TBA
June 13	TBA	TBA

Email: [candicekitchen@yahoo.ca](mailto:candicekitchen@yahoo.ca) or [nina.peters@me.com](mailto:nina.peters@me.com)

### The Riverbend Artists of Grand Valley (RAGV)

produce a monthly Artz Info Network (AIN) calendar.

You may access the calendar at

<http://www.riverbendartistsofgrandvalley.ca/cal.html>

to see the upcoming art events scheduled for the month in Orangeville and area.

### ADVERTISING RATES

Type of Ad	Ad Size	Same ad Every Month		Ad Changes Required	
		Guild	Non-Guild	Guild	Non-Guild
Secret Sister		free	n/a	n/a	n/a
Classified	1"x3"	\$ 7.00	\$ 8.00	\$ 8.00	\$10.00
Business Card	2"x3"	\$10.00	\$12.00	\$12.00	\$15.00
Quarter Page	5"x3"	\$12.00	\$15.00	\$15.00	\$20.00
Half Page	7"x5"	\$25.00	\$30.00	\$30.00	\$35.00
Full Page	7"x10"	\$50.00	\$55.00	\$55.00	\$60.00

Prepay for the year and get a 10% discount!





## Birthday Club

*Celebrating this month: October*

**Oksana Slipenkjy 1st**

*You don't have to be in the birthday club to be recognized.  
Contact Leah Mitchell and let her know your birth date.  
weebobby@sympatico.ca*

Did you remember your secret sister with a small quilty gift or a card on her birthday? Gifts may be left on the membership table at our general meeting or delivered in many interesting ways!



# Meeting Information

## General Meeting:

**Date:** Monday, October 21, 2019  
**Orangeville Fair Grounds**  
(aka OAS Event Centre)

**Time:** 7:00 p.m. Doors Open

Please wait until 7:00 to arrive. This will allow time for the committee volunteers to set up the room. The meeting starts promptly at 7:30 p.m. but there's lots to do and see before we begin.

## Executive Meeting:

**Thursday Oct 24, 2019 7:00 pm.**

**Place:** Orangeville Meridian Credit Union

Please call/email Co-president Oksana Slipenskij if you wish to attend. [oslipenskij@rogers.com](mailto:oslipenskij@rogers.com)

## REFRESHMENTS

*We no longer enjoy refreshments at our meetings.*

Please bring your own beverage

## DATE CHANGES

In the months of February and May our meetings will occur on the 4th Monday of the month in order to accommodate holidays Mondays.

## Stitch 'n Share

Leah Mitchell

**Stitch and share** meets every Wednesday from 1:00 to 3:30 PM. in the Community Room of the Meridian Credit Union on Broadway in Orangeville. We are pleased to be able to meet there every week at no charge as part of their community outreach.

**Please contact Leah Mitchell** at 519-928-3059 **for any meeting information if you wish to attend** and are not on the current Stitch and Share e-mail list.

**Every guild member is always welcome.**

## Want to contact a guild member?

The e-mail addresses of members can be found on the guild website in the private members' section. [www.dufferinpiecemakers.org](http://www.dufferinpiecemakers.org)  
See page 2 of this letter for instructions.



**A FEW THINGS TO REMEMBER!**  
During the meeting **please....**

- ◆ Turn off the ring on your cell phone or go to another room to use it
- ◆ Minimum chatting when there is a speaker.
- ◆ Keep our meetings scent free (we have members and guests who are allergic/sensitive to perfumes, scented body wash, etc.)

**THANK YOU!**



## WANTED: JOURNALS

### Family Transition Place

Our commitment to FTP is 200 journals for the year. Please help by donating them at any time. The journals need to be about 6" x 8", lined pages, bound by either coil or glue. Please leave them in the basket provided at the membership table at every meeting.

**Journals are always needed.**

## Next Meeting Bring

- ◆ Name tags worn
- ◆ **\$45 to renew your membership**
- ◆ Library books to return
- ◆ Any completed Community Projects or pillow cases
- ◆ Workshop or QBA fees
- ◆ Show and Tell
- ◆ \$\$\$ for lucky draw
- ◆ **Journals for FTP**
- ◆ **Plastic milk bags**

And a .....



**NEXT ISSUE DEADLINE:** Monday, Oct. 28,  
no later than noon

# Silver Threads

## The Magic of Cloth ~ Act VI I Quilt Show

Presented by The Dufferin Piecemakers Quilting Guild

Over 300 Unique  
Quilts on  
Display

Members'  
Boutique

Merchant  
Mall

Tea  
Room



Raffle Quilt /  
Mini Quilt  
Draws

Northcott  
Challenge

Special  
Bed Turning

Door  
Prizes

Join us in celebrating our 25th. Guild Anniversary!  
**Friday, November 1st., 2019 - 10am - 5pm**  
**Saturday, November 2nd., 2019 - 10am - 5pm**

**Admission \$8.00**

Located at:  
**Orangeville Agricultural Society  
Event Centre**  
247090 ~ 5 Sideroad,  
Mono, ON L9W 6K5

For maps, directions, and contact information, visit us at  
[www.dufferinpiecemakers.org](http://www.dufferinpiecemakers.org)  
or call Judi Sullivan 519-941-1202

