



The Piecemakers' Star

Published by the:

DUFFERIN PIECEMAKERS QUILTING GUILD

October 2021, Volume 28, Issue 2

www.dufferinpiecemakers.org

dpqnewsletter@gmail.com

Message from our CO-Presidents

Hello Quilters,

We are officially into the Fall season. As we ease into fall with all the beautiful colours and the crisp fresh air; you might consider lighting some candles, switching on the slow cooker, baking cookies and enjoying the great outdoors.



We just finished our first Guild meeting and our first Executive meeting of the year and we think the executive is excited to start the new year. We all wish that we could connect personally and not virtually but we think our virtual meetings are working out well. We have ironed out the issue we had last month and everyone should be able to get into the meeting this month with no issues. We also like the idea of continuing the virtual meetings in the winter for those of you who have a long distance to drive, those of you who struggle with driving in the winter and those of you who may be sick that night but want to watch the speaker.

A warm welcome to the new and returning Dufferin Piecemakers Quilting Guild members for the 2021/2022 year. Please remember to fill out the membership form and send in your payment as we have lots of very exciting speakers lined up for this year. We don't want to see anyone's email address removed from our newsletter list and meeting list. Thanks to the new members who have joined the executive this year – Yvonne Conway and Sue Hopkins Van Zant. We would like to thank Louise Cornelius, Judi Sullivan and Fern Pugh for joining new committees. We look forward to working with you this year. And thank-you to all our past executive members for all your hard work.

We are still seeking a Vice-President or two. Joining now will help to transition the Vice-Presidents into the proceedings of our guild. Please consider volunteering as the Guild does not function without our volunteers.

As we transition into fall it is a great time to cozy up to your sewing machines and get quilting. **We still have a few Orphan Block kits for those of you who would like to participate in the Orphan Block Challenge.**

Happy Thanksgiving to all. We hope you are able to spend some time with family and enjoy some great food! Thanksgiving is a time to celebrate the harvest and the other blessings of the past year. And we think this year we especially need to reflect on the Indigenous children that were lost in the Residential Schools.

Heather and Julie



Inside this issue:

<i>Co-Presidents' Message</i>	1
<i>The Executive and Committees</i>	2
<i>Library Block</i>	2
<i>Web, Facebook & Contact Info</i>	2
<i>Program Notes & Zoom Hints</i>	3
<i>BOM</i>	4
<i>Community Projects</i>	5
<i>Retreats & QBA</i>	6
<i>Membership renewal</i>	7
<i>Renewal form</i>	8
<i>Bulletin Board</i>	9
<i>CQA</i>	10
<i>Birthday List, Meeting dates</i>	11
<i>Workshop Opportunity</i>	12

**NEXT ISSUE DEADLINE: Monday, November 1st
no later than noon**

The Executive

Co-Presidents:	Julie MacFarlane, Heather Sheridan
Vice-Presidents:	VACANT (volunteers welcome!)
Past President:	Fern Pugh, Oksana Slipenkyj
Secretary:	Yvonne Conway
Treasurer:	Karen Webster
Assistant:	Michelle McGee
Program:	Linda Horner, Linda Lewis, Sue Pirie
Membership:	Yvonne Guse-Ruhn, Christine Robinson
Newsletter Editor:	Sue Hopkins VanZant
Assistant:	Judi Sullivan
Proof readers:	Ida Cunningham, Sue Pirie, Judi Sullivan

The Committees

Birthday Club:	Leah Mitchell
Block of the Month:	Sheila Klein, Judy MacLeod
Bulletin Board:	VACANT
Community Projects:	Louise Cornelius, Karen Hunter, Trish McKibbin, Fern Pugh (pillowcases), Penny Squirrell, Karen Turcott
Financial Reviewers:	Maxine Barnes, Pat Kalapaka
Historian:	Leah Mitchell
Librarians:	Linda Horner, June Moir, Liz Nash, Lorna Raney
Lucky Draw:	Helen Currie, Louise Cornelius, Sharon Courage, Stella Graham, Marie Tupling
QBA:	Fern Pugh, Judi Sullivan
Quilt Show:	TBD
Refreshments:	VACANT (for socials only)
Retreats:	Linda Black, Sue Pirie, Judi Sullivan
Show 'n Tell:	Dale McMillan, Cathy Smith, Mindy Swick, 1 more required
Stitch 'n Share:	Leah Mitchell
Web Coordinator:	Oksana Slipenkyj
Facebook:	Judy MacLeod
Zoom Coordinator:	Julie MacFarlane

This list is for Guild purposes only.



Want to contact a guild member?

The e-mail addresses of members can be found on the guild website in the private members' section.
www.dufferinpiecemakers.org



The Guild library is closed while we are meeting by Zoom. Be sure to consider visiting your local library in Orangeville, Caledon, Grand Valley and Shelburne for quilting books and inspiration.

Need to contact us?

Dufferin Piecemakers Quilting
Guild P.O. Box 325
Orangeville, Ont. L9W 2Z7.



Please send newsletter submissions or change of email addresses to Sue Hopkins VanZant at:

dpqgnewsletter@gmail.com



*Dufferin Piecemakers
Quilting Guild*

The address for the website is: <http://www.dufferinpiecemakers.org/>

Members' Corner: Login: Use the e-mail address the guild has for you
Password: password10 (until you change it)

**Guild Facebook Page—Did you take a look yet?
Please add a photo or two.**

Dufferin Piecemakers has a Facebook page! If you're on Facebook pop over and click "Like". Just search for Dufferin Piecemakers Quilting Guild and there we are! We will post lots of pictures from Guild meetings, news about upcoming speakers and workshops, and things you don't see in the newsletter due to space constraints. If you have news to share with the Guild, send an email to Judy MacLeod jmacleod11@hotmail.com and she will put it



Program Notes

**October 18 Karen Brown
Just Get It Done Quilts**

This month we will have Karen Brown. Her newest topic is called "Be the Best Quilter You Can Be", and it's all about embracing the type of quilter you want to be, and how to focus on the things you enjoy as a quilter. She is from Toronto and is a YouTube quilting inspiration!



November 15 Jackie White

Jackie White is presenting a trunk show entitled "What's Under Jackie's Needle". Join Jackie as she gives you a trunk show of her quilts. She takes you on a journey of her quilting from a touch of traditional into the modern world.

Your Program Committee: Linda Horner, Linda Lewis, Sue Pirie



Zoom Hints

If you need instructions on how to use Zoom on a computer, watch the video here:

<https://support.zoom.us/hc/en-us/articles/201362193-Joining-a-Meeting>


Joining the monthly guild Zoom meetings is as easy as 1,2,3.

1. Click the meeting link that is sent to you in an email the day before the meeting.
2. Click on "join meeting".
3. Click on "with video" and "with audio" if you have a camera and a microphone. (You can still watch without these 2 items, it's just that no one else can see or hear you.)

You can watch on your smart phone, tablet (e.g. iPad) or computer.

MEETING START TIME:

SOCIAL 6:45 MEETING 7:15 PM



The Wool & Silk Company
where beautiful things begin
Phone: 519-925-6194
Proprietor: Diane Griffith
138 Main St. W., Shelburne, ON L9V 3K9

Quality yarns for exceptional customers
webpage: www.woolandsilkco.com
e-mail: woolandsilkco@gmail.com
Facebook: The Wool & Silk Co.
Patterns at: www.ravelry.com (it's free!)
- gift certificates - Knit-A-Longs (KALs)




**NEXT ISSUE DEADLINE: Monday, November 1st
no later than noon**


Dufferin Piecemakers Quilting Guild Block of the Month Program for 2021-22

Hello Members and welcome to month #2 of our BOM program for 2021-22! Windsor, Ontario is home to Quilting Confections, a store that offers fabrics, notions, classes, sewing machines and longarm services to quilters on both sides of the border. Heather, the owner, has graciously given us permission to reprint a BOM offered by her store a few years ago. Laura Coia, from Sew Very Easy, made **YouTube tutorials for every single block!** The links will be included with each month's block directions. This BOM is very beginner friendly! Pieces for the blocks are cut bigger than needed, and then you square up the components once they're pieced and you have put your block together. So, there's no need to groan over Quarter Square Triangles!

This month you get the patterns for blocks 3 and 4. Judy had some fun with block 3 and we thought you'd like to see what you can come up with, with just a little bit of rearranging. She came up with 4 versions of block 3 in addition to the original pattern. Exact same pieces, just rearranged differently!



**Block 3
Great Job
Judy!**



Block 4

FABRIC REQUIREMENTS FOR THE BOM PROGRAM WILL BE SENT OUT WITH THIS MONTH'S BLOCK PATTERNS.

Happy stitching everyone! *Judy and Sheila*

Editor's Note: Moved? Change of address? **Change of e-mail address?** Change of phone number?

It is important that you notify membership first, then newsletter. The members of each committee are listed on page 2 of every newsletter. **And ...** if you have any photos, quilty stories, tips, hints, web sites you might like to share, send them to your editor (email on page 2) but remember the deadline which appears on every odd page of your newsletter! Thanks, Sue

Community Projects Report – October 2021

We are continuing to make contacts for donating our quilts and are always interested in hearing of any new places that would like quilt donations.

WE ARE IN NEED OF HELP BINDING QUILTS!!!

Please contact Karen Turcott 519-940-1057

Louise Cornelius is storing the fabric for Community Projects. Contact Louise at 519-938-0160 if you have fabric or finished tops to drop off. She also has pre-cut strips in multiple widths ready for anyone working on projects to be donated. 204428 County Rd. 109, East Garafraxa, ON.

Stella Graham is storing our finished quilts.

Looking forward to seeing all of the quilts from the Orphan Block challenge! They are to be completed by Halloween -October 31! Drop them off at Sue Pirie's house, 30 Bredin Parkway, Orangeville.

Your CP committee: Karen Turcott, Karen Hunter, Trish McKibbin, Penny Squirrell, Louise Cornelius, Stella Graham and Fern Pugh



Feeling intimidated to offer your binding skills? Want a refresher or some tips? Check out the links below.

<https://www.youtube.com/watch?v=jma6XJzPS18> (Karen Brown—Just Get It Done Quilts; **This month's guest speaker!**)

<https://www.youtube.com/watch?v=0vCWpxBRs20> (Jenny Doan—Missouri Star video)



COUNTRY
CONCESSIONS

Quilt Shop

Visit our NEW Location

35 King St, N. Cookstown
(Just north of Hot Stacks)

We can't wait to see you!

705-458-4546 | countryconcessions.com



Your Quilts,
Your Way

Longarm Quilting

Janet Slater

3445 Southwood Beach Blvd.
519-943-0024 / 416-407-7976

jls18r@gmail.com
createwithjanet.ca

Editor's Note: Change of address? Change of e-mail address? Change of phone number?

It is important that you notify membership first, then newsletter. The members of each committee are listed on page 2 of every newsletter. And ... if you have any photos, quilty stories, tips, hints, web sites you might like to share, send them to your editor (email on page 2) but remember the deadline which appears on every odd page of your newsletter! Thanks, Sue

**NEXT ISSUE DEADLINE: Monday, November 1st
no later than noon**



Retreat News - Fall 2021

The weekend retreat at Stayner Oct. 22 - 24 has been fully subscribed with 15 attendees.

The one day retreat scheduled for Retreat at the Farm on Nov. 3 is also filled with 10 members.

Thanks to everyone for their support of these activities.

Organizers: Lynda Black, Sue Pirie, Fern Pugh and Judi Sullivan



Retreat at the Farm

556071 Mulmur-Melancthon TLine, Mulmur, ON

Come & retreat to our 100 acre farm nestled in Mulmur Twp, close to the town of Shelburne.

Features:

- a large workroom with lovely natural light
- separate space for cutting & ironing
- livingroom & additional screened sunroom
- eat-in, fully fitted kitchen with table for 10
- 4 softly decorated bedrooms with oh so comfy beds!
- sleeps 10 (rooms accommodate 2-3 person each)

text, call or e-mail

519-942-6012

www.getawaytothefarm.com

QBA - Quilting by Association

Workshops for members by members

QBA is a program within our guild where members teach other members. They share things they have learned from patterns, workshops or perhaps YouTube. Not everyone who participates completes a project, as some prefer to do their own thing. Regardless, all enjoy the camaraderie at the Saturday gatherings.

Our next Saturday Sew Along will be Nov. 6 at 10:00 AM.

Fern Pugh will be sharing her version of the **Bull's Eye** block, a fun scrap-using idea. The fabric requirements will be sent out on Oct. 29.

Look for the Zoom link on Friday, Nov 5.



In anticipation of more workshops, we need volunteers to present projects. Do you have a project you would like to share with the Guild this year? We would love to hear from you!

Contact Judi: sulljudi@gmail.com or
Fern: elizabethfern15@gmail.com



Have you renewed your MEMBERSHIP?

RENEWAL REMINDER

At this time, the Executive has decided that Guild meetings will continue via Zoom perhaps until March 2022. We want everyone to be able to attend in person with no limits on the number of participants.

The Guild year runs from 1st July to 30th June. The fee for 2021/22 will be **\$30.00** (discounted from the usual \$45 fee). This will allow the Program Committee to continue to provide us with a top quality program.

This is what needs to be done:

1. Print and complete the Membership Form on the following page of this newsletter and return it by 20th November, 2021. Only new memberships will be processed after this date.

Please follow the instructions on the form regarding mailing and sending payment.

2. Please indicate your date of birth on the form as we would like to acknowledge members' birthdays at meetings and/or in the newsletter. (Year is not necessary.)

We look forward to Zooming and sewing with you again! Christine Robinson and Yvonne Guse Rahn



Buy the Bolt

Longarm Quilting Sales & Service

Authorized Ontario Dealer of 

Jeff Fisher
Sales & Service
www.buythebolt.ca

497 Woolwich Street
Guelph, Ontario N1H 3X9
519-241-6051
buythebolt@rogers.com



www.buythebolt.ca

- Cotton fabric & Fireside
- Wide backs
- Thread
- Longarm parts & accessories
- Silly Moon Quilting Rulers



Online shop open 24/7!

For in-store hours,
check our website.

Join us on
Facebook Live
every other Thursday
at 7 pm!

COBWEBS & CAVIAR, 147 Main St. W., Shelburne, ON
cobwebsandcaviar.com

**NEXT ISSUE DEADLINE: Monday, November 1st
no later than noon**



DUFFERIN PIECEMAKERS QUILTING GUILD

MEMBERSHIP FORM

JULY 1, 2021 to JUNE 30, 2022

Name: _____

Address: _____

E-mail: _____

Phone: _____

Date of Birth _____

Please return this form with your payment of \$30.00

Email form to christine.robinson.7@icloud.com **OR** mail it to:

DPQG
P.O. Box 325,
Orangeville, Ontario
L9W 2Z7

Make cheques payable to: **Dufferin Piecemakers Quilting Guild**

OR etransfer to dpqguild@outlook.com

FOR OFFICE USE ONLY


Receipt Issued: _____

Membership Card Issued: _____

Name Tag Issued: _____

New Membership Info Pkg Issued: _____

BULLETIN BOARD



WANTED: JOURNALS Family Transition Place

Our commitment to FTP is 200 journals for the year. Please help by donating them at any time. The journals need to be about 6" x 8", lined pages, bound by either coil or glue.

Please deposit your donations in Sue Pirie's mailbox

30 Bredin Pkwy (beside Family Transition Place)



MUSEUM OF DUFFERIN

Museum of Dufferin Fundraiser: The Canadian Provincial Wildflower Quilt Pattern is Available Online!

Designed by Sandra Small Proudfoot for the moderately experienced quilter, this pattern first appeared in the August 1985 issue of Canadian Living Magazine under the name "Bower of Flowers." At that time it consisted of 12 patterns representing the native plants specifically designated as provincial and territorial flowers. In the intervening years the Purple Saxifrage for the Nunavut Territory was added, and Quebec changed its flower to the Blue Flag. Patterns for all 13 current, official floral emblems are included in both the digital and physical versions of the quilt.

The quilt pattern is available as a digital download (print it yourself) or as a folded pattern, sent to you in the mail.

<https://dufferinmuseum.shop/>



*Sympathies to Rosemary Galbraith on
the loss of her husband Sam.*



Get well wishes to Judy
Duffy as she recovers
from her stroke.

Creemore House of Stitches
Quilt and Yarn Shop

Cheryl Robertson
3 Caroline St., W. Suite 3
Creemore ON, L0M 1G0
705-466-6363
houseofstitches@rogers.com



www.creemorequiltsandyarns.ca

Westmount Congregation & Westmount Quilting Events

Present

Our Handmade Christmas

On Line

A Facebook Event Located at :
<https://www.facebook.com/events/994625191083653>

November 12 8 am – November 15 6 pm

For more information: petejordan10@sympatico.ca

**NEXT ISSUE DEADLINE: Monday, November 1st
no later than noon**



Quilt Canada 2022 - Reconnected

Join us at Quilt Canada 2022 as we become 'Reconnected' with quilting friends from near and far!
June 15 – 18, 2022

Vancouver Convention Centre East Building

Upcoming webinar:

Andrea Tsang-Jackson - October 13, 2021 at 7pm
Your Unique Quilting Practice

This lecture will explore different strands of creative practice, including experiences from Andrea's professional path as an artist. Her own journey thus far has included a variety of facets: quilt design, teaching, artist residencies, exhibitions and writing her first book. <https://canadianquilter.com/members-only-studio/your-unique-quilting-practice-by-andrea-tsang-jackson/>

Check the CQA website for more information about their many activities such as the webinars, 2022 mystery quilt, Trendtex challenge, member and guild challenges: <https://canadianquilter.com/>

Membership in this Association will give you 3 magazines per year, a monthly Newsletter, information on upcoming events, challenges, patterns, quilt galleries, blogs, as well as a list of Quilt Shops and professional teachers. Check it out.

Stitch 'n Share Leah Mitchell



Since mid March of 2020 the S'n'S Ladies have been staying in touch with each other with a weekly email chain called "Wed Chat". We share our individual activities, our gardens, our pets and anything else that takes our fancy.

If you wish to join this email "Wed Chat" group please let me know. Meanwhile stay safe and keep well.

Leah Mitchell (Afternoon Stitch 'n' Share Committee)
hileahandbob@gmail.com



Hi there. I just wanted to thank the lovely members of this group. I recently was diagnosed with breast cancer and had my surgery this past July 22nd. In recovery I received a lovely mastectomy pillow. I have been using this pillow faithfully since the surgery. This pillow has been such a welcome support to relieve the discomfort of surgery. I just wanted to send my thanks along to you for your kindness in making these pillows. *Joycelyn Merkley*



Thank you from *Carol* via phone call
I'm a recipient of one of the breast cancer pillows supplied by your guild.
It was given to me as I left the hospital after my surgery.
I am most thankful for it. It was a godsend. I had it under my arm 24/7.
I hope your guild will keep making pillows as you don't know you'll need one until you do.
I am so appreciative.



October Birthday List

Oksana Slipenkyj October 14

The Secret Sister Birthday Club will remain inactive from Jan. 1st to Dec. 31st, 2022. Meanwhile you may sign up now for the 2022 Birthday List. If you have entered your birth date on the Membership Renewal Form your name will appear on the Birthday List in the Newsletter.

Meeting Information

General Meeting:

Date: Monday, October 18, 2021
Via Zoom
E-mail with link to follow.

Time: 7:15 PM Social at 6:45 PM



Executive Meeting:

October 28, 2021 7:00 pm.

Place: your choice via Zoom

Please call/email co-president Julie MacFarlane if you wish to join in: julie.macfarlane@rogers.com

DATE CHANGES

In the month of February our meeting will occur on the 4th Monday of the month in order to accommodate Family Day. (May meeting, on the 16th, is not a holiday this year.)

Whenever we meet in person again, bring:

- ♦ Name tags worn
- ♦ Your mask
- ♦ Indoor shoes please
- ♦ Library books to return
- ♦ Any completed Community Projects or pillow cases
- ♦ Workshop or QBA fees
- ♦ Show and Tell
- ♦ \$\$\$ for lucky draw and raffle tickets
- ♦ Journals for FTP
- ♦ Plastic milk bags



84696 Southgate
Township Rd 08
Mount Forest, ON
N0G 2L0
519 323 2693

SEWING MACHINE SALES AND SERVICE:



Everyday Low Prices on
Quilting Fabrics Starting @ \$14.95/m
Moda Grunge \$16.95/m
Choose From 5 Different BOM's This Season



ADVERTISING RATES

Type of Ad	Ad Size	Same ad Every Month		Ad Changes Re-quired	
		Guild	Non-Guild	Guild	Non-Guild
Secret Sister		free	n/a	n/a	n/a
Classified	1"x3"	\$ 7.00	\$ 8.00	\$ 8.00	\$10.00
Business Card	2"x3"	\$10.00	\$12.00	\$12.00	\$15.00
Quarter Page	5"x3"	\$12.00	\$15.00	\$15.00	\$20.00
Half Page	7"x5"	\$25.00	\$30.00	\$30.00	\$35.00
Full Page	7"x10"	\$50.00	\$55.00	\$55.00	\$60.00

Prepay for the year and get a 10% discount!



**NEXT ISSUE DEADLINE: Monday, November 1st
no later than noon**



224 Centennial Rd. (by the Dairy Queen)

Fall Savings continue Oct 1st – 31st !!!!!!!

Face mask or covering required in store, please stay safe.

Hallowe'en Fabrics at least 50% off reg prices

Christmas Cottons are here & 33% off reg prices

Quilting cottons on sale @ 50% off Reg. Prices



STARTING WITH SILK A WORKSHOP WITH JULIA MCLEOD

DATE. November 6

TIME. SATURDAY 10 to 3

FEE. \$50 MQG; \$60 Non Members

LOCATION. ZOOM

INSTRUCTOR. Julia MacLeod



Mississauga Quilters Guild is hosting a workshop with Julia MacLeod, an International award winning quilt maker living and working in Northern California, just east of San Francisco. We would like to invite other Guilds to join us for this exciting and fun workshop.

Julia discovered quilt making on her travels through the small Amish towns of Pennsylvania. Since 2016, she has specialized in making silk quilts, sourcing her fabrics from neckties, clothing and furnishing fabrics. She has a passion for reuse and recycling. Reclaimed fabrics are visually the starting point of her quilts.

www.juliamacleodquilts.com

To register, please email Ruthie.d.snell@gmail.com with your name and contact information, and put STARTING WITH SILK in the subject line. We will get back to you as soon as possible and give you information about how to pay and workshop supplies.