



The Piecemakers' Star

Published by the:

DUFFERIN PIECEMAKERS QUILTING GUILD

February 2022, Volume 28, Issue 6

www.dufferinpiecemakers.org

dpqnewsletter@gmail.com

Message from our Co-Presidents



Heather and Julie

Zoom on February 28, 2022
Meeting at 7:15 Social at 6:45
Zoom link for the meeting will follow by email.

Greeting Fellow Quilters!

We are over half way thru February and most are getting the winter blues...not us! We just look to our stash or to our UFOs and are as happy as can be! Make sure you send in a picture of a project you've been working on so we can include it in our Show and Tell. We have some great events planned for February/March. Our next QBA will be a 2 for 1! We have Sue Orlando showing us a great project and Lynn Norman will also be showing us her tips on making her famous dog beds. Our speaker is Paul Leger from Ottawa and will share his journey of quilting over the years. He started in Barrie, ON...not too far from us! And don't forget that the next few blocks will be sent out for our BOM. I don't know about you guys, but these are so addicting to make and so much fun! Thanks to Shelia and Judy for providing us a great BOM for the year. Also, a huge Congratulations to Debby Panke for having her Global Warming quilt show up in Canadian Quilters!! Well done!!

We hope everyone enjoys the Family Day long weekend and gets to spend time with family and friends.

See you all at our next Guild meeting...

Happy Stitching!

Julie & Heather



Inside this issue:

<i>Co-Presidents' Message</i>	1
<i>The Executive and Committees / Nomination Committee 2022-23</i>	2
<i>Library Block</i>	2
<i>Web, Facebook & Contact Info</i>	2
<i>Social Media Feature Quilt</i>	3
<i>Program Notes, Zoom Hints & Whisper Quilt update</i>	4
<i>BOM</i>	5
<i>Community Projects</i>	6
<i>QBA</i>	7
<i>Quilts for Survivors</i>	8
<i>Retreats</i>	9
<i>Tips and Tricks</i>	10
<i>CQA & International Quilting Day 11</i>	
<i>Bulletin Board</i>	12-14

NEXT ISSUE DEADLINE: Monday, March 7
no later than noon

The Executive

Co-Presidents:	Julie MacFarlane, Heather Sheridan
Vice-Presidents:	VACANT (volunteers welcome!)
Past President:	Fern Pugh, Oksana Slipenkyj
Secretary:	Yvonne Conway
Treasurer:	Karen Webster
Assistant:	Michelle McGee
Program:	Linda Horner, Linda Lewis, Sue Pirie
Membership:	Yvonne Guse-Rahn, Christine Robinson
Newsletter Editor:	Sue Hopkins VanZant
Assistant:	Judi Sullivan
Proof readers:	Ida Cunningham, Sue Pirie, Judi Sullivan

The Committees

Birthday Club:	Leah Mitchell
Block of the Month:	Sheila Klein, Judy MacLeod
Bulletin Board:	VACANT
Community Projects:	Louise Cornelius, Karen Hunter, Trish McKibbin, Fern Pugh (pillowcases), Penny Squirrell, Karen Turcott
Financial Reviewers:	TBA
Historian:	Leah Mitchell
Librarians:	Linda Horner, June Moir, Liz Nash, Lorna Raney
Lucky Draw:	Helen Currie, Louise Cornelius, Sharon Courage, Stella Graham, Marie Tupling
QBA:	Fern Pugh, Judi Sullivan
Quilt Show:	TBD
Refreshments:	VACANT (for socials only)
Retreats:	Linda Black, Sue Pirie, Judi Sullivan
Show 'n Tell:	Dale McMillan, Cathy Smith, Mindy Swick, 1 more required
Stitch 'n Share:	Leah Mitchell
Web Coordinator:	Oksana Slipenkyj
Facebook:	Judy MacLeod
Zoom Coordinator:	Julie MacFarlane

This list is for Guild purposes only.



Want to contact a guild member?

The e-mail addresses of members can be found on the guild website in the private members' section. www.dufferinpiecemakers.org



The Guild library is closed while we are meeting by Zoom. Be sure to consider visiting your local library in Orangeville, Caledon, Grand Valley and Shelburne for quilting books and inspiration.

NOMINATION COMMITTEE 2022-2023

DPQG Members: It is time to begin our annual check on the intentions of executive and committee members for 2022-2023. Please let us know if you wish to remain in your current executive or committee position. If you are interested in changing to a different executive / committee position or wish to fill a currently vacant position, please don't hesitate to speak up.

Please contact Oksana S (oslipenkyj@rogers.com) or Fern P (lianmor@sympatico.ca)

We look forward to hearing from you. Thank you for your dedication to our guild.



*Dufferin Piecemakers
Quilting Guild*

The address for the website is: <http://www.dufferinpiecemakers.org/>

Members' Corner: Login: Use the e-mail address the guild has for you
Password: password10 (until you change it)

**Guild Facebook Page—Did you take a look yet?
Please add a photo or two.**

Dufferin Piecemakers has a Facebook page! If you're on Facebook pop over and click "Like". Just search for Dufferin Piecemakers Quilting Guild and there we are! We will post lots of pictures from Guild meetings, news about upcoming speakers and workshops, and things you don't see in the newsletter due to space constraints. If you have news to share with the Guild, send an email to Judy MacLeod jmacleod11@hotmail.com and she will put it on the Facebook page for you.



The Social Media Feature Quilt!

It's been rough not being to meet in person and share whatever we've been creating with others. I'm sure you miss seeing the quilts that we were treated to at the guild meetings in the past. It's been almost TWO years since we were last able to get together and celebrate each other's creations! Zoom meetings just aren't the same are they?

With this in mind we've come up with an idea to continue the tradition of sharing our creations. We're calling it the Social Media Feature Quilt and this is how it works:

- 1) Enter a quilt by emailing one photo of the whole quilt and one photo of a detail you wish to draw attention to – this might be a close up of your perfect points, or needle turned applique, or the quilting, whatever you want to show off on your quilt. You'll email these photos to Judy MacLeod, jmacleod11@hotmail.com; or Oksana Slipenkyj, oslipenkyj@rogers.com.
- 2) You are limited to ONE entry per month. In June and then December when we usually have our Socials the photos will be displayed in a Poll and members will choose which one they like. This is like the Viewers' Choice at our Quilt Shows. If we're able to meet in person, you'll be asked to bring your quilt to the meeting.
- 3) The winning quilt will be featured as the Banner photo on our Guild's official Facebook page, the Guild's Members Facebook group, the Guild website and in the Newsletter.
- 4) There will be a lovely prize package for the winner coming from local sponsors.
- 5) The quilts entered each month will be published in the newsletter so we'll have some extra eye candy to look forward to each month.



This is **Connie Walterhouse's** January entry. It's her Orphan Block Challenge quilt. Quilting and binding done by **Penny Squirrel**. Great Teamwork!



Cobwebs & Caviar
Quilty Stuff. Kick Ass Clothing. Bits & Giggles.

Watch us LIVE
on Facebook most
Thursdays at 6.30 pm

Check out our online deals!
And our added lineup of classes...

COBWEBS & CAVIAR
cobwebsandcaviar.com cobwebsandcaviar@gmail.com

NEXT ISSUE DEADLINE: Monday, March 7
no later than noon

Program Notes

February 28 Paul Leger

I took my first quilting course in September 1994 in Barrie, Ontario, near the armed forces base where I was stationed. After moving to Ottawa in

1996, I joined my first guild. I took more courses and began to buy quilting books and lots of fabrics. Quilting has become my passion. I have made over 150 more quilts since then, and have never looked back. I now share my knowledge of quilting by teaching and doing presentations, and blogging!



Our March speaker is Debra Howard from Quilts by the Bay in Digby, NS. She is looking forward to the opportunity of sharing her quilting journey with us.



Don't forget to email photos of what you have been working on to Linda Lewis for our virtual show and tell!

llewis1@rogers.com



Zoom Hints

If you need instructions on how to use Zoom on a computer, watch the video here:

<https://support.zoom.us/hc/en-us/articles/201362193-Joining-a-Meeting>

Joining the monthly guild Zoom meetings is as easy as 1,2,3.

1. Click the meeting link that is sent to you in an email the day before the meeting.
2. Click on "join meeting".
3. Click on "with video" and "with audio" if you have a camera and a microphone. (You can still watch without these 2 items, it's just that no one else can see or hear you.)

You can watch on your smart phone, tablet (e.g. iPad) or computer.

MEETING START TIME:

SOCIAL 6:45 MEETING 7:15 PM

WHISPER QUILT PROJECT

Dec 10 th -Jan 14 th	Leah Mitchell
Jan 14 th -Feb 11 th	Marion Cole
Feb 11 th -March 11 th	Linda Horner
March 11 th - April 8 th	Barb Redford
April 8 th -May 13 th	Pat Forrest
May 13 th -June 19 th	Sue Hopkins VanZant

THANKYOU to **Kim Beckner** for the starting photo!

THE **BIG**
REVEAL

June



DATE CHANGE

In the month of February our meeting will occur on the 4th Monday of the month (Feb. 28) in order to accommodate Family Day.




Dufferin Piecemakers Quilting Guild Block of the Month Program for 2021-22

Hello Members and welcome to month #6 of our BOM program for 2021-22! Windsor, Ontario is home to the quilt store Quilting Confections. Heather, the owner, has graciously given us permission to reprint a BOM offered by her store a few years ago. Laura Coia, from Sew Very Easy, made **YouTube tutorials for every single block!** The links were sent out in both September and October. This month you get the patterns for blocks 11 and 12.

If you saved the cut off triangles from block 9 read this: Like we did last month with block 9 we're going to stitch those trimmed off triangles on block 11 (16 HSTs again) from the square in a square sections, and square them up to 1 ½ inches to be used next month in block 13.

DON'T FORGET TO SHOW US YOUR BLOCKS AT THE ZOOM MEETING!



Judy and Sheila



JANET SLATER
LONG ARMER

Create with Janet

3445 Southwood Beach Blvd
Ramara, Ontario L0K 2B0

tel: 519-943-0024

mobile: 416-407-7976

Email: jslater@gmail.com

Email: janet@creativewithjanet.ca

Website: www.creativewithjanet.ca

Three drop off points
Sue Pirie's house in Orangeville,
Barb Davis's house in Nobleton,
Dianne Hope's house in Tottenham
Call for directions



Visit our **NEW** Location

35 King St, N. Cookstown
(Just north of Hot Stacks)

We can't wait to see you!

705-458-4546 | countryconcessions.com



Editor's Note: Moved? Change of address? **Change of e-mail address?** Change of phone number? It is important that you notify membership first, then newsletter. The members of each committee are listed on page 2 of every newsletter. **And ...** if you have any photos, quilty stories, tips, hints, web sites you might like to share, send them to your editor (email on page 2) but remember the deadline which appears on every odd page of your newsletter! Thanks, Sue

NEXT ISSUE DEADLINE: Monday, March 7
no later than noon

Community Projects Report – February 2022



Louise Cornelius is storing the fabric for Community Projects, and has been busy cutting kits. Contact Louise at **519-938-0160** if you want to pick up a kit or two or if you have fabric or finished tops to drop off. She also has pre-cut strips in multiple widths ready for anyone working on projects to be donated. 204428 County Rd. 109, East Garafraxa, ON.

Stella Graham is storing our finished quilts.

Please contact Fern Pugh if you have fabric to donate or wish to sew pillowcases. Kits are available. Contact Fern at **519-941-8515** or lianmor@sympatico.ca

Penny Squirrell is recovering from her gall bladder surgery and is again quilting away on community project quilts with her long arm. Thanks Penny for your many volunteer hours on this committee.

Your CP committee: Karen Turcott, Karen Hunter, Trish McKibbin, Penny Squirrell, Louise Cornelius, Stella Graham and Fern Pugh

From **Sabina Auberger**: “I have now made 2 lap quilts using the Bull’s Eye block pattern as convened by **QBA instructor Fern Pugh.**”

DPQG member **Debbie Panke’s** beautiful quilt was featured in an article about scrappy quilts in CQA magazine!



Editor's Note: Change of address? Change of e-mail address? Change of phone number?

It is important that you notify membership first, then newsletter. The members of each committee are listed on page 2 of every newsletter. **And ...** if you have any photos, quilty stories, tips, hints, web sites you might like to share, send them to your editor (email on page 2) but remember the deadline which appears on every odd page of your newsletter! Thanks, Sue

QBA - Quilting by Association

Workshops for members by members

QBA is a program within our guild where members teach other members. They share things they have learned from patterns, workshops or perhaps YouTube. Not everyone who participates completes a project, as some prefer to do their own thing. Regardless, all enjoy the camaraderie at the Saturday gatherings.

Our March Sew Along will be Saturday the 5th, at 10:00 AM.

Sue Orlando will be sharing this basket pattern.

Sue says, "I have made this several times for grandkids. The loops have Velcro and hook onto the handlebars of a bike or scooter or whatever. I have a friend who has made the same thing in adult fabrics (and seasonal) for her elderly mother to use on her walker. Very handy for carrying facial tissues and other small things."



The fabric requirements will be sent out Feb. 25.

Also, on this same Saturday, **Lynne Norman** will be showing us to how to create dog beds. Don't know what to do with all those leftover pieces of fabric and batting? Make them into a dog bed! There is no pattern. Fabric requirements depend on the size of the bed you want to make.

Look for the sew along Zoom link on Friday, Mar. 4. Join in even if you prefer to do your own thing!

In anticipation of more workshops, we need volunteers to present projects.

Do you have a project you would like to share with the Guild this year? We'd love to hear from you.

Contact Judi: sulljudi@gmail.com or Fern: elizabethfern15@gmail.com

Some sewing machine covers made at the January Sew Along....



Tricia Richea



Sue Pirie



Louise Cornelius



Linda Horner



Quilts For Survivors


If you are interested in learning how you can contribute, go to <https://www.quiltsforsurvivors.ca/>

Through a nation-wide collective effort of volunteers, and quilters from across Canada, full-sized blankets are crafted and then sent to survivors of the Residential School System and survivors of other trauma. Their efforts are backed by generous donations that support costs of logistics and materials. These quilts are a **symbol of support, respect and love.**

DPQG member Sabina Auburger submitted several photos of the quilts she created for the project. They are her own compositions, made with the Quilt-As-You-Go method. The backings were pieced with panels and yardage. All quilts have remained in Ontario, with **one delivered to a resident in Mono.** Thanks for sharing **Sabina!** They are beautiful!



This one was made up of Bull's Eye blocks learned in a QBA Zoom workshop!



Retreat News - Spring 2022

Participants must be vaccinated and masks will be required.



WEEKEND QUILT RETREAT **APRIL 8 – 10, 2022**


Stayner Retreat Centre, Stayner ON
9:30 AM Friday to 2:00PM Sunday. Sew your own projects!
All meals included. Single and double rooms available.

We're hoping we will be able to go ahead with this retreat.
At this time, it appears there will be room for 15 participants.
Contact Judi Sullivan: sulljudi@gmail.com to indicate your interest.

ONE DAY MINI RETREAT - **Saturday April 23, 2022**

Orangeville Seniors Centre 9:30 AM to 7:00 PM
Bring your own lunch. Tea and coffee provided.
Munchies and snacks at 5:30 PM.
\$30 for the day OR \$20 if leaving by 4:30 PM
Contact Fern Pugh: elizabethfern15@gmail.com to register.





The Wool & Silk Company

where beautiful things begin

Phone: 519-925-6194
Proprietor: Diane Griffith
138 Main St. W., Shelburne, ON L9V 3K9

Quality yarns for exceptional customers

webpage: www.woolandsilkco.com

e-mail: woolandsilkco@gmail.com

Facebook: The Wool & Silk Co.

Patterns at: www.ravelry.com (it's free!)

- gift certificates - Knit-A-Longs (KALs)



Retreat at the Farm

556071 Mulmur-Melancthon TLine, Mulmur, ON

Come & retreat to our 100 acre farm nestled in Mulmur Twp, close to the town of Shelburne.

Features:

- a large workroom with lovely natural light
- separate space for cutting & ironing
- livingroom & additional screened sunroom
- eat-in, fully fitted kitchen with table for 10
- 4 softly decorated bedrooms with oh so comfy beds!
- sleeps 10 (rooms accommodate 2-3 person each)

text, call or e-mail

519-942-6012


www.getawaytothefarm.com

**NEXT ISSUE DEADLINE: Monday, March 7
no later than noon**



We have all had one (or a few!) of those moments when we wished we had known about a quilting tip, trick, technique or tool earlier in our quilting journey. Hence, this new section in the newsletter. Each month, I will interview a Guild member and share their words of wisdom for all of our benefit! (Sue HVZ—Editor)

February's Tips and Tricks from **Alanna Woodrow**.



(Alanna's submitted photo)

1. How long have you been quilting?

In January 1984 I started taking sewing classes thru the Neighbourhood School Program in Orillia, ON. The courses ran for 10 weeks and we did a different item each week. In the fall of 1984 there was another sewing class called Quilting for Christmas. We did place mats, candy canes, quilted tree skirt etc. The same teacher also taught out of her home and that is where I learned about the Log Cabin. At the end of the day we had all our blocks made and sewn together (no borders). Fast forward to 1991 when I moved to Orangeville. There was a shop in the Mono Plaza that had quilting fabric and supplies and also offered courses. I signed up for the Lone Star class. Needless to say it was way above me and once the class was done it became my first UFO. I started a Trip Around the World quilt in 1996 as a wedding present for my stepdaughter. It was finally finished but not in time for the wedding. In 1999 I joined the DPQG and became addicted.


2.

What is your favourite style of quilting?

I have two favourites. I love piecing blocks with Log Cabin being number one on the list. I also enjoy applique using the blanket stitch on my machine.

3. What is one thing you know now that you wish you had known earlier in your quilting journey?

I like making quilt tops and in the beginning I thought you had to quilt them yourself which I didn't like. I was really glad to find out about long arm quilting! The only thing I actually quilt myself is a placemat. I was so glad when Janet moved to Washago, ON.



Camera-shy Alanna hard at work!

Thanks for sharing Alanna! If you would be willing to be interviewed for future issues, please email Sue at dpqgnewsletter@gmail.com

**thank
you for
sharing
this...**

From **Joyce Dennie** ...

I follow SewCanShe emails each day. Carolyn has a variety of free patterns.

Home - SewCanShe Free Sewing Patterns for Beginners (<https://sewcanshe.com/>)

She has an interesting Color Quilt Along. You first make a quilt top using 14 different fabric squares. She then shows a different quilting design with two different quilting methods each week. One quilting design is done with a quilting ruler and the other one is not. There is a video each week on how to do the quilt design. The designs shown are Sparklers, Gridded Orange Peel, Square Spiral, Feather in a Square, Bling Diamond in a Square, Cinnamon Roll in a Square, Geometric Meander, Clamshells, Arc Flower Motif, Baby Heart Motif, Sunburst, Fern Design, Echoed Square, and a Flower design. This can be found at <https://sewcanshe.com/cbn-quiltalong>.

Here is another thing I thought is interesting. Road to California. The event is over. Click on Winners 2022. They are amazing! <https://online.roadtocalifornia.com/awardwinnersroad.php?con=32>



Quilt Canada 2022 - Reconnected

Join us at Quilt Canada 2022 as we become 'Reconnected' with quilting friends from near and far!
Save the dates! **June 15 – 18, 2022.**

Vancouver Convention Centre East Building

Learn about the [Teachers and Lecturers](#) at [Quilt Canada 2022](#) in Vancouver.

There are a number of interesting webinars held by Canadian Quilters Association. They are very reasonably priced (\$10/member or \$20/non-member).

<https://canadianquilter.com/webinars/>

Example: Patti Carey March 19

A new [Quilt Along](#) has begun, and it's open to everyone! Share your progress and ideas on Facebook in the [Quilting in Canada](#) group, and the [Canadian Quilters Association – Quilting Projects](#) page.

Membership in this Association will give you **3 magazines per year**, a monthly Newsletter, information on upcoming events, challenges, patterns, quilt galleries, blogs, as well as a list of Quilt Shops and professional teachers. Check it out!



International Quilting Day - March 19, 2022



From the Royal City Quilter's Guild:

This year's virtual celebration of International Quilting Day will be our best yet! Our collaborators will include York Heritage Quilters Guild (Toronto) and Waterloo County Quilters' Guild (Waterloo). Please mark your calendar for **Saturday, March 19, 2022**. Festivities will begin at 9 am, Eastern Time and run throughout the day! Some of the events you can look forward to this year include:

- keynote speaker Meg Cox's (megcox.com) presentation "Behind the Scenes at the Greatest Quilt Museum in the World";
- a vendor showcase;
- projects and demonstrations from guild members and presenters;
- a virtual quilt show featuring work from all three guilds' members;
- door prizes!

Registration is now open. There is no cost for members of sponsoring guilds. Guests are welcome to attend and to submit quilts for the Virtual Quilt Show for a \$20 fee. Visit rcqg.square.site

Creemore House of Stitches Quilt and Yarn Shop

Cheryl Robertson
3 Caroline St., W. Suite 3
Creemore ON, L0M 1G0
705-466-6363
houseofstitches@rogers.com



www.creemorequiltsandyarns.ca


International Quilting Day is March 19th, 2022.

Quilting Guild Courtepointe Quebec has organized an event for this. Any quilter may send photos for Show'n Tell by March 9th to courtepointequébec@gmail.com

Submitted by **Sabina Auburger**

**NEXT ISSUE DEADLINE: Monday, March 7
no later than noon**

BULLETIN BOARD



WANTED: JOURNALS Family Transition Place

Our commitment to FTP is 200 journals for the year. Please help by donating them at any time. The journals need to be about 6" x 8", lined pages, bound by either coil or glue.

Please deposit your donations in Sue Pirie's mailbox



Since mid March of 2020 the S'n'S Ladies have been staying in touch with each other through a weekly email chain called "Wed Chat". We share our individual activities, our gardens, our pets and anything else that takes our fancy.

If you wish to join this email "Wed Chat" group please let me know. Meanwhile stay safe and keep well.

Leah Mitchell (Afternoon Stitch 'n' Share Committee)
hileahandbob@gmail.com



February Birthdays

February	11	Neilda Speedie
	11	Marie Tupling
	23	Bonnie McClellan
	24	Ida Cunningham
	27	Louise Cornelius

Meeting Information

General Meeting:

Date: Monday, February 28, 2022 Via Zoom
E-mail with link to follow.

Time: 7:15 PM Social at 6:45 PM



Need to contact us?

Dufferin Piecemakers Quilting
 Guild P.O. Box 325
 Orangeville, Ont. L9W 2Z7.



Please send newsletter submissions or change of email addresses to Sue Hopkins VanZant at:
dpqgnewsletter@gmail.com

Executive Meeting:

Date: Thursday, Feb. 24, 2022 @ 7:00 pm.

Place: your choice via Zoom

Please call/email co-president Julie MacFarlane if you wish to join in: julie.macfarlane@rogers.com

DATE CHANGES

In the month of February our meeting will occur on the 4th Monday of the month in order to accommodate Family Day.
 (May meeting, on the 16th, is not a holiday this year.)

thank you

Dear Connie,

On behalf of the staff here at Family Transition Place (FTP), and the women we serve, I wanted to thank you and all of the members of the Dufferin Piecemakers Quilting Guild for thoughtfully crafting and donating 30 beautifully made quilts for the women and children accessing FTP's services. Your continued support and generosity make all the difference to the women and children who find refuge at our shelter, especially during times like these.

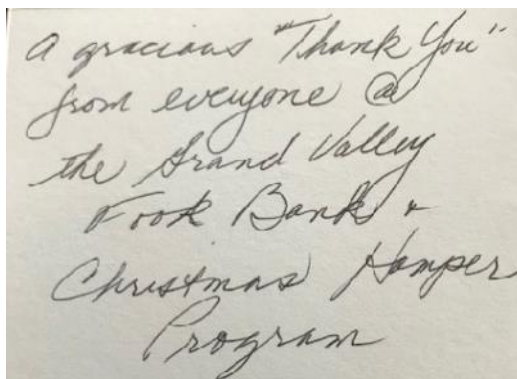
Each year, FTP has been able to support hundreds of women and their children through access to our shelter and counselling services. Like many other agencies serving vulnerable populations, we were forced to adapt our services and facilities rapidly due to the COVID-19 pandemic. The ongoing support of generous community partners like you will help us to continue providing SAFETY, SUPPORT and HOPE to the Dufferin and Caledon communities.

Thank you so much for all that you have done to support our work over the years.


Sincerely,



Norah Kennedy
Executive Director



a gracious "Thank You"
from everyone @
the Grand Valley
Food Bank &
Christmas Helper
Program



LET THE MAGIC OF CHRISTMAS
BRING LOVE AND PEACE TO YOU THIS SEASON.

Dawn Young Carol
Linda Hender
Verena Tupling
Patty Hardy



224 Centennial Rd. Orangeville

Follow us on Facebook
@ Fabricland Orangeville

**Always something on sale or
competitively-priced to give our
customers the best value we possibly
can!**

Social distancing measures and mask protocols
remain in effect.

FOR SALE:

Babylock Quilters' Dream series, Espire model.
It is in good condition and has all original accessories,
plus more – eg 1/4" foot, new bobbin seat.

Original price was \$2500. I am asking \$500.
My contact info is: Anne 519-265-8243 or email
anneparsons2@gmail.com



Buy the Bolt


Longarm Quilting Sales & Service

Authorized Ontario Dealer of INNOVA

Jeff & Heather Fisher
Sales & Service

450 Woodlawn Rd. W.
Unit 15
Guelph, Ontario
N1K 1A6
519-241-6051
buythebolt@rogers.com

www.buythebolt.ca



www.buythebolt.ca

- Cotton fabric & Fireside
- Wide backs
- Thread
- Longarm parts & accessories
- Silly Moon Quilting Rulers



84696 Southgate
Township Rd 08
Mount Forest, ON
N0G 2L0

519 323 2693

SEWING MACHINE SALES AND SERVICE:



Everyday Low Prices on
Quilting Fabrics Starting @ \$14.95/m
Moda Grunge \$16.95/m



Choose From 5 Different BOM's This Season