



# The Piecemakers' Star

Published by the:

DUFFERIN PIECEMAKERS QUILTING GUILD  
April 2022, Volume 28, Issue 8

[www.dufferinpiecemakers.org](http://www.dufferinpiecemakers.org)  
[dpqgnewsletter@gmail.com](mailto:dpqgnewsletter@gmail.com)

## Message from our Co-Presidents

Heather and Julie



**Zoom on March 21, 2022**  
**Meeting at 7:15**  
**Social at 6:45**

**Zoom link for the meeting will follow by email.**

Hello Everyone!

Lots going on as you can see in the following pages of the newsletter. You are encouraged to volunteer for a position on next year's Executive or one of the many important and active Committees (see page 2 for details). If you want to know what is involved, be sure to contact someone currently on the Executive or Committees. Many hands make light work and new ideas are always needed in order to move our Guild forward!

Consider joining the **2.5" block swap and try your luck with one of these projects!** (see page 9 for details)



COVID protocols are changing weekly and we hope we can meet in person soon! Until then, we are fortunate to be able to enjoy speakers from farther afield. Please join us by Zoom on March 21 when Debra Howard of Quilts by the Bay joins us live from Digby Nova Scotia.

**Happy St. Patrick's Day!**



### Inside this issue:

<i>Co-Presidents' Message</i>	1
<i>The Executive and Committees / Nomination Committee 2022-23</i>	2
<i>Library Block</i>	2
<i>Web, Facebook &amp; Contact Info</i>	2
<i>Social Media Feature Quilt</i>	3
<i>Program Notes, Zoom Hints &amp; Whisper Quilt update</i>	4
<i>BOM</i>	5
<i>QBA</i>	6
<i>Retreats</i>	7
<i>Tips and Tricks</i>	8
<i>Community Projects</i>	8
<i>Scrap Swap</i>	9
<i>CQA &amp; York Quilt Guild Workshop</i>	10
<i>Bulletin Board</i>	11-12



**NEXT ISSUE DEADLINE: Monday, April 4  
no later than noon**

## The Executive

Co-Presidents:	Julie MacFarlane, Heather Sheridan
Vice-Presidents:	<b>VACANT</b> (volunteers welcome!)
Past President:	Fern Pugh, Oksana Slipenkyj
Secretary:	Michelle McGee
Treasurer:	Karen Webster
Assistant:	Michelle McGee
Program:	Linda Horner, Linda Lewis, Sue Pirie
Membership:	Yvonne Guse-Rahn, Christine Robinson
Newsletter Editor:	Sue Hopkins VanZant
Assistant:	Judi Sullivan
Proof readers:	Ida Cunningham, Sue Pirie, Judi Sullivan

## The Committees

Birthday Club:	Leah Mitchell
Block of the Month:	Sheila Klein, Judy MacLeod
Bulletin Board:	<b>VACANT</b>
Community Projects:	Louise Cornelius, Karen Hunter, Trish McKibbin, Fern Pugh (pillowcases), Penny Squirrell, Karen Turcott
Financial Reviewers:	TBA
Historian:	Leah Mitchell
Librarians:	Linda Horner, June Moir, Liz Nash, Lorna Raney
Lucky Draw:	Helen Currie, Louise Cornelius, Sharon Courage, Stella Graham, Marie Tupling
QBA:	Fern Pugh, Judi Sullivan
Quilt Show:	TBD
Refreshments:	<b>VACANT</b> (for socials only)
Retreats:	Linda Black, Sue Pirie, Judi Sullivan
Show 'n Tell:	Dale McMillan, Cathy Smith, Mindy Swick, <b>1 more required</b>
Stitch 'n Share:	Leah Mitchell
Web Coordinator:	Oksana Slipenkyj
Facebook:	Judy MacLeod
Zoom Coordinator:	Julie MacFarlane

**This list is for Guild purposes only.**



### Want to contact a guild member?

The e-mail addresses of members can be found on the guild website in the private members' section. [www.dufferinpiecemakers.org](http://www.dufferinpiecemakers.org)



**The Guild library is closed while we are meeting by Zoom. Be sure to consider visiting your local library in Orangeville, Caledon, Grand Valley and Shelburne for quilting books and inspiration.**

## NOMINATION COMMITTEE 2022-2023

**DPQG Members:** It is time to begin our annual check on the intentions of executive and committee members for 2022-2023. Please let us know if you wish to remain in your current executive or committee position. If you are interested in changing to a different executive /committee position or wish to fill a currently vacant position, please don't hesitate to speak up.

Please contact Oksana S ([oslipenkyj@rogers.com](mailto:oslipenkyj@rogers.com)) or Fern P ([elizabethfern15@gmail.com](mailto:elizabethfern15@gmail.com))  
Marion Cole is our member-at-large for this committee.

**We look forward to hearing from you. Thank you for your dedication to our guild.**



*Dufferin Piecemakers  
Quilting Guild*

The address for the website is: <http://www.dufferinpiecemakers.org/>

Members' Corner: Login: Use the e-mail address the guild has for you  
Password: password10 (until you change it)

**Guild Facebook Page—Did you take a look yet?  
Please add a photo or two.**

Dufferin Piecemakers has a Facebook page! If you're on Facebook pop over and click "Like". Just search for Dufferin Piecemakers Quilting Guild and there we are! We will post lots of pictures from Guild meetings, news about upcoming speakers and workshops, and things you don't see in the newsletter due to space constraints. If you have news to share with the Guild, send an email to Judy MacLeod [jmacleod11@hotmail.com](mailto:jmacleod11@hotmail.com) and she will put it on the Facebook page for you.



## The Social Media Feature Quilt!

It's been rough not being to meet in person and share whatever we've been creating with others. I'm sure you miss seeing the quilts that we were treated to at the guild meetings in the past. It's been almost TWO years since we were last able to get together and celebrate each other's creations! Zoom meetings just aren't the same are they?

With this in mind we've come up with an idea to continue the tradition of sharing our creations. We're calling it the Social Media Feature Quilt and this is how it works:

- 1) Enter a quilt by emailing one photo of the whole quilt and one photo of a detail you wish to draw attention to – this might be a close up of your perfect points, or needle turned applique, or the quilting, whatever you want to show off on your quilt. You'll email these photos to Judy MacLeod, [jmacleod11@hotmail.com](mailto:jmacleod11@hotmail.com); or Oksana Slipenkyj, [oslipenkyj@rogers.com](mailto:oslipenkyj@rogers.com).
- 2) You are limited to ONE entry per month. In June and then December when we usually have our Socials the photos will be displayed in a Poll and members will choose which one they like. This is like the Viewers' Choice at our Quilt Shows. If we're able to meet in person, you'll be asked to bring your quilt to the meeting.
- 3) The winning quilt will be featured as the Banner photo on our Guild's official Facebook page, the Guild's Members Facebook group, the Guild website and in the Newsletter.
- 4) There will be a lovely prize package for the winner coming from local sponsors.
- 5) The quilts entered each month will be published in the newsletter so we'll have some extra eye candy to look forward to each month.

### February's Entry:

Sherrin Palmateer's quilt for their Florida home. Sherrin says "I especially like the variegated thread used in the quilting, although it is not that easy to see. It was quilted by Alma Sue's quilt shop in Sarasota Florida."



## Program Notes

March

### March 21

Our March speaker is Debra Howard from Quilts by the Bay in Digby, NS. "From being a paramedic to a quilt shop owner without a plan LOL, who would have thought ???" Debra will tell us about her journey.

April

Our April speaker is Jason Blackmore of Loveshack Quilts. He will be telling us his story of going from his Oil & Gas career to becoming a full time longarm quilter.

SHOW  
and TELL

Don't forget to email photos of what you have been working on to Linda Lewis for our virtual show and tell!  
[llewis1@rogers.com](mailto:llewis1@rogers.com)



## Zoom Hints

If you need instructions on how to use Zoom on a computer, watch the video here:

<https://support.zoom.us/hc/en-us/articles/201362193-Joining-a-Meeting>

**Joining the monthly guild Zoom meetings is as easy as 1,2,3.**

1. Click the meeting link that is sent to you in an email the day before the meeting.
2. Click on "join meeting".
3. Click on "with video" and "with audio" if you have a camera and a microphone. (You can still watch without these 2 items, it's just that no one else can see or hear you.)

You can watch on your smart phone, tablet (e.g. iPad) or computer.

**MEETING START TIME:**

**SOCIAL 6:45 MEETING 7:15 PM**

## WHISPER QUILT PROJECT

Dec 10 <sup>th</sup> -Jan 14 <sup>th</sup>	Leah Mitchell
Jan 14 <sup>th</sup> -Feb 11 <sup>th</sup>	Marion Cole
Feb 11 <sup>th</sup> -March 11 <sup>th</sup>	Linda Horner
March 11 <sup>th</sup> -April 8 <sup>th</sup>	Barb Redford
April 8 <sup>th</sup> -May 13 <sup>th</sup>	Pat Forrest
May 13 <sup>th</sup> -June 19 <sup>th</sup>	Sue Hopkins VanZant

THE BIG  
REVEAL June



Watch us LIVE  
on Facebook most  
Thursdays at 6.30 pm

Check out the "How Do I...?" section  
on our website!

COBWEBS & CAVIAR  
[cobwebsandcaviar.com](http://cobwebsandcaviar.com) [cobwebsandcaviar@gmail.com](mailto:cobwebsandcaviar@gmail.com)



JANET SLATER  
LONG ARMER

### Create with Janet

3445 Southwood Beach Blvd  
Ramara, Ontario L0K 2B0

tel: 519-943-0024  
mobile: 416-407-7976

Email: [jss@createwithjanet.ca](mailto:jss@createwithjanet.ca)

Email: [janet@createwithjanet.ca](mailto:janet@createwithjanet.ca)  
Website: [www.createwithjanet.ca](http://www.createwithjanet.ca)

Three drop off points  
Sue Prior's house in Orangeville.  
Barb Davis's house in Nobleton.  
Dianne Hope's house in Tottenham  
Call for directions

## Dufferin Piecemakers Quilting Guild Block of the Month Program for 2021-22

Hello Members and welcome to month #7 of our BOM program for 2021-22! Windsor, Ontario is home to the quilt store Quilting Confections. Heather, the owner, has graciously given us permission to reprint a BOM offered by her store a few years ago. Laura Coia, from Sew Very Easy, made **YouTube tutorials for every single block!** The links were sent out in both **September and October. This month you get the patterns for blocks 13 and 14.**

This is the month that those of you who made the bonus HSTs in January and February get to use them! Block 13 has a 16 patch making up the center of the block. I used my 32 1.5 inch HSTs in place of the 16 patch in the pattern. My layout is a 6 x 6 with a 2.5 inch center square instead of the 4 x 4 layout used in the pattern. The HSTs from January were used in a plus sign and February's made up the outside corners. Of course you may choose something different with yours. You've got 32 to play with! The center square fabric is also used in the larger HSTs for the block corners to tie it all together.

Then there's Sheila's version! Honest, we did not collaborate at all on these but seemed to pick the same blocks to play with! For the center, Sheila cut 1 ¾ squares; 25 of them that coordinate in such a way to give a "Trip Around The World" layout. No little points to deal with like my version has! So, there you have it. Two alternate versions to dress up the middle of this block.



**DON'T FORGET TO SHOW US YOUR BLOCKS AT THE ZOOM MEETING!**

Judy and Sheila

*Creemore House of Stitches*  
*Quilt and Yarn Shop*

Cheryl Robertson  
3 Caroline St., W. Suite 3  
Creemore ON, L0M 1G0  
705-466-6363  
houseofstitches@rogers.com

**Creemore**  
House of Stitches

[www.creemorequiltsandyarns.ca](http://www.creemorequiltsandyarns.ca)

**COUNTRY CONCESSIONS**  
*Quilt Shop*

Visit our **NEW Location**  
35 King St. N. Cookstown  
(Just north of Hot Stacks)

We can't wait to see you!

705-458-4546 | [countryconcessions.com](http://countryconcessions.com)

**Editor's Note:** Moved? Change of address? **Change of e-mail address?** Change of phone number? It is important that you notify membership first, then newsletter. The members of each committee are listed on page 2 of every newsletter. **And ...** if you have any photos, quilty stories, tips, hints, web sites you might like to share, send them to your editor (email on page 2) but remember the deadline which appears on every odd page of your newsletter! Thanks, Sue

**NEXT ISSUE DEADLINE: Monday, April 4  
no later than noon**

# QBA - Quilting by Association

## Workshops for members by members

QBA is a program within our guild where members teach other members. They share things they have learned from patterns, workshops or perhaps YouTube. Not everyone who participates completes a project, as some prefer to do their own thing. Regardless, all enjoy the camaraderie at the Saturday gatherings.

**Our April Sew Along will be Saturday the 2nd, at 10:00 AM.**

Marion Cole will be sharing this rotary cutter “coat”. It also works for glasses and maybe scissors.

Fabric requirements will be sent out on March 25

**Look for the sew along Zoom link on Friday, April 1.**

Join in even if you prefer to do your own thing.

**In anticipation of more workshops, we need volunteers to present projects.**

Do you have a project you would like to share with the Guild this year? We'd love to hear from you.

Contact Judi: [sulljudi@gmail.com](mailto:sulljudi@gmail.com)

or Fern: [elizabethfern15@gmail.com](mailto:elizabethfern15@gmail.com)



Some beautiful  
Whirling Octagons  
made at the February  
QBA workshop!

Barb Radford (top) and

Sabina Auberger (bottom)



Share your creations  
with us!



# Retreat News - Spring 2022

## ONE DAY MINI RETREAT - Saturday April 23, 2022

Orangeville Seniors Centre 9:30 AM to 7:00 PM

Bring your own lunch. Tea and coffee provided.

Munchies and snacks at 5:30 PM.

\$30 for the day OR \$20 if leaving by 5:00 PM

Work on your own project. Share lots of laughs!

Assistance and advice available for the asking.

Contact Fern Pugh: [elizabethfern15@gmail.com](mailto:elizabethfern15@gmail.com) to register.



## WEEKEND QUILT RETREAT APRIL 8 – 10, 2022

Stayner Retreat Centre, Stayner ON

This retreat is **full**, but if you are interested in being placed on a waiting list please contact;

Judi Sullivan [sulljudi@gmail.com](mailto:sulljudi@gmail.com)

**COVID PROTOCOLS IN PLACE AT THE TIME OF THE EVENTS WILL BE FOLLOWED.**



**The Wool & Silk Company**  
where beautiful things begin  
Phone: 519-925-6194  
Proprietor: Diane Griffith  
138 Main St. W., Shelburne, ON L9V 3K9

### Quality yarns for exceptional customers

webpage: [www.woolandsilkco.com](http://www.woolandsilkco.com)

e-mail: [woolandsilkco@gmail.com](mailto:woolandsilkco@gmail.com)

Facebook: The Wool & Silk Co.

Patterns at: [www.ravelry.com](http://www.ravelry.com) (it's free!)

- gift certificates - Knit-A-Longs (KALs)



### Retreat at the Farm

556071 Mulmur-Melancthon TLine, Mulmur, ON

Come & retreat to our 100 acre farm nestled in Mulmur Twp, close to the town of Shelburne.

#### Features:

- a large workroom with lovely natural light
- separate space for cutting & ironing
- livingroom & additional screened sunroom
- eat-in, fully fitted kitchen with table for 10
- 4 softly decorated bedrooms with oh so comfy beds!
- sleeps 10 (rooms accommodate 2-3 person each)

text, call or e-mail

519-942-6012

[www.getawaytothefarm.com](http://www.getawaytothefarm.com)

**NEXT ISSUE DEADLINE: Monday, April 4  
no later than noon**



We have all had one (or a few!) of those moments when we wished we had known about a quilting tip, trick, technique or tool earlier in our quilting journey. Hence, this new section in the newsletter. Each month, I will interview a Guild member and share their words of wisdom for all of our benefit! (Sue HVZ—Editor)

## March's Tips and Tricks from **Candice Kitchen**.

### 1. *How long have you been quilting?*

I started quilting in 2003 and took my first class with Pat Kalapaca, my quilting GURU. I made a square in a square baby blanket for my cousin's first baby and made 6 or 7 more after that for friends having babies. My journey continued into bigger and larger projects leading to making bags with my friend Jacky. Now I sell my bags online at [I Can Sew Make That](#) for hobbyists.

### 2. *What is your favourite style of quilting?*

I'm not sure I have a definite favourite style. I love jumping into a project and making it work. Most of the time I add a twist here and there on purpose to make it my own or I make up a pattern as I go with a piece of paper, pencil and a calculator ;-). I do enjoy the full process of making a quilt from the piecing, machine quilting to the binding. I enjoy doing the binding by hand. It's quite relaxing.

### 3. *What is one thing you know now that you wish you had known earlier in your quilting journey?*

One of the main tips I used to tell my students when I was teaching, is to work with your cut up block laid out beside you. For example, a friendship star block; if you do not have the half square triangle turned a certain way the star will not appear. Then you will have to rip out multiple seams in order to correct it. Sometimes if you are not careful you can stretch the biased end of the HST and end up with folds in the fabric when re-sewn. Have a little side table or trolley with your block laid out so you can reach and put the proper right sides together. I then place my sewn pieces BACK on the block layout in order to keep everything organized and not mix top and bottom pieces. Here is a YouTube link from Bee in My Bonnet showing how to make a portable design board [Bee In My Bonnet Design Board Tutorial](#). Hope this tip can help us stay away from our seam rippers!



**Thanks for sharing Candice!** If you would be willing to be interviewed for future issues, please email Sue at [dpqnewsletter@gmail.com](mailto:dpqnewsletter@gmail.com)

## Community Projects Report – **March 2022**

Four quilts were given to refugees.

Please contact Fern Pugh if you have fabric to donate or wish to sew pillowcases. Kits are available. Contact Fern at **519-941-8515** or [elizabethfern15@gmail.com](mailto:elizabethfern15@gmail.com)

Sue Pirie has Quilt top kits ready for pickup. **519-942-8279**

Louise Cornelius is storing the fabric for Community Projects, and has been busy cutting kits. Contact Louise at **519-938-0160** if you want to pick up a kit or two or if you have fabric or finished tops to drop off. She also has pre-cut strips in multiple widths ready for anyone working on projects to be donated. 204428 County Rd. 109, East Garafraxa, ON.

Stella Graham is storing our finished quilts.

Penny Squirrell is recovering from her gall bladder surgery and is again quilting away on community project quilts with her long arm. Thanks Penny for your many volunteer hours on this committee.

Your CP committee: Karen Turcott, Karen Hunter, Trish McKibbon, Penny Squirrell, Louise Cornelius, Stella Graham and Fern Pugh

## Who would like to do some swapping?

This idea was inspired by a quilt belonging to **Marion Cole**. Lots of scrappy 2.5 inch squares are used and the end result is just lovely! Marion used a 6.5" neutral as shown in the photo below.

**This is how it will work:** We'll start with 2.5 inch squares and go from there. Please, if you're actually cutting for this swap, put a variety in the bag — not 50 squares from the same fabric. The whole goal is to swap out our stashes of squares for some fresh ones! Most of us are kind of tired of our scrap stashes and want/need that fresh infusion from your tired stash.

### NO SIGN UP REQUIRED!

If you want to take part you place 50 2.5 inch squares in a baggie, along with a piece of paper that has your **name** and **email address** on it. Make up as many bags as you'd like with your name and email address and 50 squares in each one. In a perfect world with lots of bags if you supply two bags you'll get two different ones back. You'll get your bags back along with your name and email address paper that can be reused if you continue to swap.

You will drop these bags off to the passenger seat of my truck whenever you're out and about. If there is anyone who doesn't know where my truck is by now just ask. We'll do this swap for a month or so, and then choose another size for another round of swapping. When I have enough bags to swap them out I'll let you know and you can pick them up from the same place.

Suggestions for other sizes and shapes are most welcome!

The one big thing we ask of you is to cut accurately so that the squares are usable to whomever gets them.

**Let's have some fun!**

Judy MacLeod [jmacleod11@hotmail.com](mailto:jmacleod11@hotmail.com)



## Need to contact us?

Dufferin Piecemakers Quilting  
Guild P.O. Box 325  
Orangeville, Ont. L9W 2Z7.

Please send newsletter submissions or change of  
email addresses to Sue Hopkins VanZant at:  
[dpqgnewsletter@gmail.com](mailto:dpqgnewsletter@gmail.com)



**NEXT ISSUE DEADLINE: Monday, April 4  
no later than noon**



## Quilt Canada 2022 - Reconnected

Join us at Quilt Canada 2022 as we become 'Reconnected' with quilting friends from near and far!  
Save the dates! **June 15 – 18, 2022.**

*Vancouver Convention Centre East Building*

Learn about the classes and lectures <https://canadianquilter.com/quilt-canada-2022-classes-and-lectures/> at **Quilt Canada 2022**.

There are a number of interesting webinars held by Canadian Quilters Association. They are very reasonably priced (\$10/member or \$20/non-member). Coming up: **Patti Carey** on **March 19** at 3 PM (From Fibre to Fabric). **Colette Dumont** **April 13** at 7:00 PM (Quilt Passion). Tickets go on sale about 2 weeks before the event on the CQA website.

Join the **Quilt Along** that's open to everyone. Share your progress and ideas on Facebook in the **Quilting in Canada** group, and the **Canadian Quilters Association – Quilting Projects** page.

Membership in this Association will give you **3 magazines per year**, a monthly Newsletter, information on upcoming events, challenges, patterns, quilt galleries, blogs, as well as a list of Quilt Shops and professional teachers. Check it out! <https://canadianquilter.com/>

### The Region of York Quilt Guild Presents an Exclusive Workshop with Jenni Smith April 2nd, 2022

Quilting With Liberty of London Fabrics and a Blossom Tree Foundation Pieced project



Time 9:00 - 1:00 p.m. Cost: \$65.00

Tickets via Eventbrite: **Tickets via Eventbrite:**


[www.eventbrite.ca/e/jenni-smith-quilting-with-liberty-fabrics-tickets-244724295957](http://www.eventbrite.ca/e/jenni-smith-quilting-with-liberty-fabrics-tickets-244724295957)

We welcome Jenni Smith from England, - the author of Quilting With Liberty Fabrics. Jenni will take us on a journey as we take a glimpse inside the Liberty of London Brand and Liberty Fabrics. Jenni will teach us to love Foundation Paper Piecing as we work on the Blossom Tree from Jenni's book. What an amazing skill to add to your quilting repertoire!

The pattern for this workshop will be provided to all who register. There is no requirement to sew with Liberty fabrics for this workshop, although they are amazing to work with! This project would make a wonderful finish for Spring, Easter or Mother's Day! If you would like further details on this workshop, please contact:

Wanda Hazlett, [workshops@regionofyorkquiltersguild.ca](mailto:workshops@regionofyorkquiltersguild.ca)

# BULLETIN BOARD



## WANTED: JOURNALS Family Transition Place

Our commitment to FTP is 200 journals for the year. Please help by donating them at any time. The journals need to be about 6" x 8", lined pages, bound by either coil or glue.

**Please deposit your donations in Sue Pirie's mailbox**

The **Afternoon Stitch & Share** group meets every other Friday at The Church on Hanson Blvd. from 1-3pm. There is a core group of 20 ladies who have paid \$24 each for seven alternate Fridays. If someone wishes to join in now it will be \$4 for each visit. The dates are March 4,18; April 1,15, 29; May 13, 27. Bring your Show & Tell, your hand work and a smile.

\* There are Zoom meetings on alternate Wednesdays. If you want to join in please let Leah know so your name can be added to the Zoom list.

\*The Wed Chat email continues each Wednesday.

\*Starting in June we will be meeting in members' backyards or at Monora Park.

Please contact Leah for more info.

519-928-3059 [hileahandbob@gmail.com](mailto:hileahandbob@gmail.com)



## March Birthdays

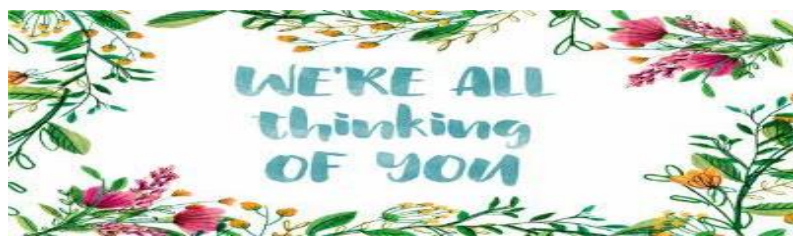
March	01	Linda Coleman
	04	Val Ashbourne
	10	Lorna Raney
	13	Linda Lewis
	15	Janet Slater
	24	Mary DeVries
	29	Marilyn Copeland
	29	Stella Graham
	29	June Moir
	29	Penny Squirrell

## Meeting Information

### General Meeting:

**Date:** Monday, March 21, 2022 Via Zoom  
**E-mail with link to follow.**

**Time:** 7:15 PM Social at 6:45 PM



*Belated condolences to **Karen Hunter** who lost her mother in the fall.*

*Our sympathies to **Louise Cornelius** on the loss of her mother.*

If you know of someone who should be sent a card from the Guild, contact Co-president Julie MacFarlane [julie.macfarlane@rogers.com](mailto:julie.macfarlane@rogers.com)

### Executive Meeting:

**Date:** Thursday, March 31, 2022 @ 7:00 pm.

**Place:** your choice via Zoom

Please call/email co-president Julie MacFarlane if you wish to join in: [julie.macfarlane@rogers.com](mailto:julie.macfarlane@rogers.com)



**Diane Sheridan!**

**NEXT ISSUE DEADLINE: Monday, April 4  
no later than noon**



## 224 Centennial Rd. Orangeville March into Spring Sale !!!

We made it through another tough winter. We could not have done it without the help and support of our great customers.

**NEW Cottons now in Stock & on Sale !!!**  
**Stock up on Gutermann Threads @ 40% off**  
**Reg. Prices**

Follow us on Facebook @ Fabricland Orangeville for store hours and sales. Social distancing measures and mask protocols remain in effect.

### Making Memories Quilt Show

Friday May 27 and Saturday May 28 2022  
Mildmay-Carrick Recreation Complex, Mildmay, Ontario

All Covid-19 protocols at the time will be followed.

<https://newmillenniumquiltersguild.wordpress.com/>

Contact: [newmillenniumquiltersguild@gmail.com](mailto:newmillenniumquiltersguild@gmail.com)

### International Plowing Match Quilt Show

Friday August 19 and 20 2022, 10 AM to 7 PM  
W.B. George Centre, Kemptville ON

Enter your quilt in the competition by June 30.

<https://www.plowingmatch.org/ipm2022/get-involved/quilt-competition>



## Buy the Bolt


Longarm Quilting Sales & Service

Authorized Ontario Dealer of INNOVA

Jeff & Heather Fisher  
Sales & Service

450 Woodlawn Rd. W.  
Unit 15  
Guelph, Ontario  
N1K 1A6  
519-241-6051  
[buythebolt@rogers.com](mailto:buythebolt@rogers.com)

[www.buythebolt.ca](http://www.buythebolt.ca)



[www.buythebolt.ca](http://www.buythebolt.ca)

- Cotton fabric & Fireside
- Wide backs
- Thread
- Longarm parts & accessories
- Silly Moon Quilting Rulers



84696 Southgate  
Township Rd 08  
Mount Forest, ON  
N0G 2L0

519 323 2693

### SEWING MACHINE SALES AND SERVICE:



Everyday Low Prices on

Quilting Fabrics Starting @ \$14.95/m

Moda Grunge \$16.95/m

Choose From 5 Different BOM's This Season

