



The Piecemakers' Star

Published by the:

DUFFERIN PIECEMAKERS QUILTING GUILD
November 2023, Volume 30, Issue 3

www.dufferinpiecemakers.org
dpqgnewsletter@gmail.com

Hello Quilters:

With the cooler weather coming, every one will be working on their Christmas projects. I have begun some little projects.

The program committee has invited one of our members, Linda Harris to do a trunk show this month. At the November meeting Community Outreach will be collecting stocking stuffers, please check out their article in the newsletter for your shopping list.

And we will have a table set up for free quilting things. Members may bring items they no longer need or want to share with other members.

Please bring your quilts for Show and Tell.

Volunteers are needed: 30th Anniversary Committee as well as for 2 people for lucky draw and 2 for community outreach, including a chairperson. Why not step forward?

I feel like I should clean the house but I'm off to my sewing room until the feeling passes!


Louise Cornelius

New Hope Community Church (Salvation Army)
<https://newhopecommunitychurch.ca/>

The Salvation Army provides a number of services to our community. Hunger relief for individuals and families through their food bank is one service.

If you personally would like to support the church's food program, you are welcome to bring items to our meeting.

(N.B the guild twice yearly supports the 3 food banks in Dufferin



LOUISE CORNELIUS

Inside this issue:

1. *President's Message*
2. *The Executive and Committees Meeting Information Library Web, Facebook & Contact Info*
3. *Program, Community Out Reach*
4. *QBA, CQA*
5. *Donations from Raffle*
6. *Creative Projects*
7. *Retreat Pictures*
8. *Stitch and Share, Meeting Dates, Contact US*
9. *Ads*
10. *Birthdays, Member News Milk Bags, Journals*

The Executive

DPQG Executive 2023/24

Executive:

Co-Past Presidents –
Heather Sheridan, Julie MacFarlane

President – Louise Cornelius

Vice President – vacant

Secretary – Janice Jones

Treasurer – Michelle McGee

Program – Linda Horner, Jill Cameron, Rose
Mocella, Yvonne Guse Rahn

Membership – Janice Payne, Barb Redford

Newsletter – Pat Forrest, Judi Sullivan

Committees:

Creative Projects – Linda Harris, Sue Pirie

Community Outreach – Karen Hunter, Trish
McKibbin, Penny Squirrel, Sharon Courage, 2
vacant

Financial Reviewers – vacant

Historian – Judi Sullivan

Lucky Draw – Helen Currie, Sharon Courage,
1 vacant

QBA – Fern Pugh, Judi Sullivan

30th Anniversary Committee – Needs
Volunteers

Retreats – Lynda Black, Tara Doyle, Christine
Robinson, Judi Sullivan

Communications/Website/Facebook – Judi
Sullivan, Judy McLeod/Oksana Slipenkyj

Show 'n Tell – Dale McMillan, Mindy Swick

Stitch 'n Share – Judy McLeod,
Oksana Slipenkyj

Want to contact a guild member?

The e-mail addresses of members can be found
on the guild website in the private members' sec-
tion. www.dufferinpiecemakers.org

Meeting Information

General Meeting:

Date: MONDAY, November 20, 2023

Time: 6:45 p.m.

Location: New Hope Community Church
690 Riddell Rd, Orangeville
(Townline and Riddell, entry off both Townline and Riddell).

Executive Meeting:

Date: Thursday, November 23 at 7:00 PM
ON ZOOM

All executive members and committee reps please attend.

Pillowcase Project

If you wish to have pillowcase kits, please contact Fern Pugh at
519-941-8515 or email elizabethfern15@gmail.com.

Fern also accepts pillowcases made from your
fabric collection.



*Dufferin Piecemakers
Quilting Guild*

The address for the website is: <http://www.dufferinpiecemakers.org/>

Members' Corner: Login: Use the e-mail address the guild has for you
Password: password10 (until you change it)

Guild Facebook Page—Did you take a look yet?
Please add a photo or two.

Dufferin Piecemakers has a Facebook page! If you're on Facebook pop over
and click "Like". Just search for Dufferin Piecemakers Quilting Guild and
there we are! We will post lots of pictures from Guild meetings, news about
upcoming speakers and workshops, and things you don't see in the
newsletter due to space constraints. If you have news to share with the
Guild, send an email to Judy MacLeod jmacleod11@hotmail.com and she will
put it on the Facebook page for you.

PROGRAM COMMITTEE REPORT

Our Collage/Threadpainting workshop with **Dale McMillan** was a great success. Several pictures were posted on the Facebook page.

For our November 20th meeting, our own member **Linda Harris** will be doing a trunk show of some of her work.

December 18th meeting (at **Orangeville Seniors Centre**) will be our **Christmas Social** as usual. Members are asked to bring their own drinks (also, plates and cutlery). Those with last names starting with A - M are asked to bring finger snacks/desserts. Those with last names beginning with N - Z could bring monetary donations for the Food Bank.

Janice & Barb

COMMUNITY OUTREACH NOVEMBER MEETING CHRISTMAS STOCKING ITEMS

As per our usual custom, the DPQG will be collecting items at our November meeting to be distributed to several organizations in the county. These include the Choices Youth and Men's Shelter, The Door and Cedar Heights School.

When you are shopping, please consider adding some of these items to your basket. We will be collecting at the November meeting and distributing the donations in early December. If you are unable to bring items to the November meeting, please drop off at Sue Pirie's, 30 Bredin Pkwy, Orangeville. Please let Sue know if you are dropping off (519-942-8279) or email piriesusan@rogers.com

Donation suggestions: (recipients are teenage boys & girls)

Men's boxer style underwear & short socks

Hats & Mitts (limited number needed)

Hand warmers

Packaged snacks ie granola bars, cheesies, chips, gum

Personal care items ie...lip balm, hand cream, deodorant, razors, shaving cream, nail polish, shampoo, conditioner, hair brush, hair clips, make up.

Cold/sickness kits....cough drops, teas, Vit C drink pkg.

Microwave popcorn

Lunch bags & containers

Art supplies, games, cards

Gift cards from Tim Hortons, McDonalds, Walmart, movie theatre

Monetary donations also accepted as staff can then purchase needed items.


QBA - Quilting by Association

Workshops for members by members.

Our next Sew Along will be **Saturday December 2 at 10:00 AM.**

This will be a Zoom virtual workshop.

Judi Sullivan will be presenting an Easy Delectable Mountain Table Runner.



CQA News

The autumn issue of [Canadian Quilter](#) is online now!

See all the **Quilt Canada 2023** award winners, read about a collaboration between quilt artist [Brandon Wulff](#) and interior designer [Tommy Smythe](#), and try a holiday-themed quilt pattern designed by [Jennifer Long @sewastory_jenniferlong!](#)

COVER QUILT [Beauty in the Broken](#) by [Kathy K Wylie](#)



Become a member of CQA and you too can read the magazine. 3 issues per year.

As a result of raffle ticket sales on the International Plowing Match quilt, over \$6000 was raised for charitable donations. Donations were made to the following Food Banks, Grand Valley, Shelburne & Orangeville as well as Headwaters Health Care Foundation & Choices Youth Shelter.

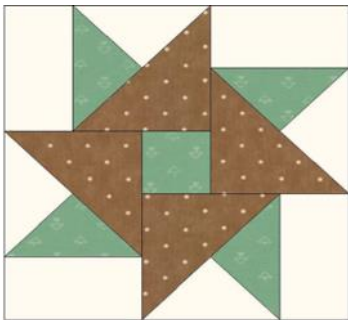


Editor's Note: Moved? Change of address? **Change of e-mail address?** **Change of phone?**
 It is important that you notify membership first, then newsletter. The members of each committee are listed on page 2 of every newsletter. **And ...** if you have any photos, quilty stories, tips, hints, web sites you might like to share, send them to your editor (email on page 2) but remember the deadline which appears on every odd page of your newsletter!
 Thanks, Pat

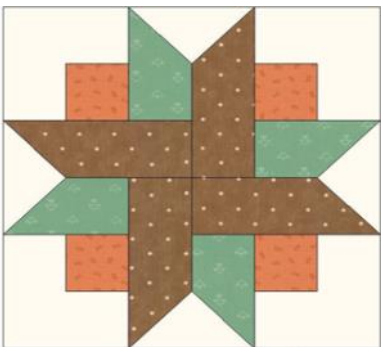
CREATIVE PROJECTS PANEL QUILT - NOVEMBER




14 " block
Choose 3 colours plus background
Cut squares at 2 1/2".
Make half square triangles as before.
Assemble as in picture.



10" Block
A – Cut 1 – 5 1/2" square cut twice diagonally
Cut 4 – 2 1/2" x 4 1/2" rectangles
C – Cut 1 – 5 1/2" square cut twice diagonally
Cut 1 – 2 1/2" square
D – Cut 2 – 5" squares. Cut once diagonally.
Sew 4 **A** triangles and 4 **C** triangles as shown
Join this unit to **D** triangles to make squares. Square up to 4 1/2" keeping diagonal line accurate. Sew long side of **A** rectangle to **C** side of squares
Stitch the centre square to the first square but stop halfway down the block.
Press the seam out and add the second block. Repeat with remaining sides, return to the first block and continue stitching.



12 " Block
A – Cut 4 rectangles 2 1/2" x 4 1/2"
Cut 12 squares 2 1/2"
B – Cut 4 squares 2 1/2"
C – Cut 4 rectangles 2 1/2" x 4 1/2"
D – Cut 4 rectangles 2 1/2" x 6 1/2"
Add 2.5" squares of **A** to **C** and **D** rectangles by drawing diagonal lines on **A** squares and sewing on the diagonal. Check picture for angle. Assemble as in picture



16" Block
A – Cut 2 – 4 7/8" squares
Cut 1 – 5 1/4" square
B Cut 4 – 2 1/2" by 4 1/2" rectangles
C – Cut 4 – 2 1/2" x 4 1/2" rectangles
Cut 4 – 2 1/2" by 6 1/2" rectangles
D – Cut 1 – 4 1/2" square
Cut 2 – 4 7/8" square
E Cut 4 – 2 1/2" x 4 1/2"
Cut 4 – 2 7/8" squares

Make 4 flying geese 2" x 4" (finished) using Fabric **E** squares and Fabric **A** 5 1/4" squares.

Use link to see how to make No Waste Flying Geese <https://kristinlaura.com/shop/free-stuff/> using 4 – 2 7/8" **E** and 1- 5 1/4" **A** *If no access to link, contact Sue Pirie (519 942 8279) for a printout.*

Attach geese to Fabric **B** rectangles. Make 4 half square triangles using **A** and **D** (4 7/8" squares) Assemble in rows and sew together.

Members Activities ...

Two photos from the workshop with Dale McMillan on Oct. 21.



Photos taken by Barb Redford

Some shots from the weekend retreat at Stayner Oct. 13 to 15.



Photos taken by Judi Sullivan

The Afternoon Stitch and Share Group

Meet the first and third Friday of each month
from
1pm-3pm
at
The Centre Church., 375 Hansen Blvd

Yearly fee is \$44
Drop ins are welcome at \$5 drop in fee.

Contact Judy jmacleod11@hotmail.com or Oksana oslipenkyj@rogers.com for more information.

Guild Meeting Dates 2023-2024

Third Monday of the month * except February
and May.

November 20
December 18
January 15 - virtual
February 12 - virtual*
March 18
April 15
May 13*
June 17

* change due to Family Day & Canada Day

Need to contact us?

Dufferin Piecemakers Quilting Guild
P.O. Box 325, Orangeville, ON L9W
2Z7

Please send newsletter submissions
as **Word Doc** and **jpegs**
or change of email addresses to
Pat Forrest at:
dpqgnewsletter@gmail.com



Celebrating 10 Years
of Providing Award
Winning Longarm
Quilting Services

Judy MacLeod

Longarm Quilter

Orangeville, ON

(519) 216-7575

paintedponyquiltworks@gmail.com

paintedponyquiltworks.com



BLOOM
FABRIC SHOP

BLOOM fabric shop is an
online fabric shop based in
Grand Valley, Ontario.

Guild Members save 10% by
using code **piecemakers** at
checkout on our website.

info@bloomfabricshop.com
www.bloomfabricshop.com



**Helping you build your
stash for over 20 years!**

35 King St. N. Cookstown
(Just north of Hot Stacks)

We can't wait to see you!

705-458-4546 | countryconcessions.com



84696 Southgate
Township Rd 08
Mount Forest, ON
N0G 2L0

519 323 2693

SEWING MACHINE SALES AND SERVICE:



Everyday Low Prices on
Quilting Fabrics Starting @ \$14.95/m
Moda Grunge \$16.95/m



Choose From 5 Different BOM's This Season



where beautiful
things begin

Phone: 519-925-6194

Proprietor: Diane Griffith

138 Main St. W., Shelburne, ON L9V 3K9

The 25th anniversary quilt, also stored at Leah's until she passed away.
A pattern was taken from the block of the month archives - one for every year of the guild's existence.
The blocks were made by the Stitch and Share participants. Quilted by Janet Slater.

Quality yarns for exceptional customers
webpage: www.woolandsilks.com
e-mail: woolandsilks@gmail.com
Facebook: The Wool & Silk Co.
Patterns at: www.ravelry.com (it's free!)
- gift certificates - Knit-A-Longs (KALs)

Creemore House of Stitches
Quilt and Yarn Shop

Cheryl Robertson
3 Caroline St., W. Suite 3
Creemore ON, L0M 1G0
705-466-6363
houseofstitches@rogers.com



www.creemorequiltsandyarns.com

www.creemorequiltsandyarns.ca



The Quilting Nook
Longarm Quilting Services

Janice Payne
416-567-5074
janicequiltingnook@gmail.com
www.quiltingnook.ca
Facebook page: The Quilting Nook

NEXT ISSUE DEADLINE: November 30, 2023

BULLETIN BOARD

Birthdays This Month



November	01	Elizabeth Bricker
	14	Shirley Stafford
	15	Nanette Horton
	17	Anne Nicholson
	18	Karen Hunter
	25	Sherrin Palmateer



Birthday Club ~ Secret Sister

You will want to keep your secret so you may use the Guild's address as your return address:


Dufferin Piecemakers Quilting Guild
PO Box 325
Orangeville, ON L9W 2Z7

Alternatively, gifts may be left on the membership table at our general meeting. If your secret sister is NOT at the meeting, please take the gift home and try another way to deliver it.



For Sale:
Quilt hangers: handcrafted from solid pine.
Pre-drilled holes for screws to mount on wall. Each \$40.
(1) 50" wide in total, with 42" quilt hanging space and 4" deep shelf on top.
(2) 49" wide in total, with 36" quilt hanging space and 3.5" deep shelf on top.
See Tricia Richea if interested

If you know of someone who should be sent a card from the Guild, contact Janice Jones.
janicejones25@hotmail.com



WANTED: JOURNALS Family Transition Place

Our commitment to FTP is 200 journals for the year. Please help by donating them at any time. The journals need to be about 6" x 8", lined pages, bound by either coil or glue.

Please bring **JOURNALS** to Next Meeting
or
Deposit in Sue Pirie's mailbox
30 Bredin Pkwy (beside Family Transition Place)



As of Dec, 18, 2023, Joyce Dennie will not be collecting the outer milk bags for the Milkbag Sleeping Mat Program. She started collecting them in Jan. 2019. Things have changed since Covid. Thank you for your support with this Service Project.

What to do with your bags? Metro in Orangeville has a Recycle Bin inside the Front Entrance. You can put in milk bags, bread bags and produce bags. They will be recycled.

Joyce Dennie, 519-941-6664 or

dennie@auracom.com