



The Piecemakers' Star

Published by the:

DUFFERIN PIECEMAKERS QUILTING GUILD
October 2023, Volume 30, Issue 2

www.dufferinpiecemakers.org
dpqnewsletter@gmail.com

WOW! What a blockbuster month! It's a certainty that many of us are heading into fall, feeling exhaustion, after confidence bolstering success, at the International Plowing Match. A huge thanks to our own IPM committee for all their hard work this past year. There were contributors from members, and the public alike, to the quilts, the challenge blocks, hanging and taking down quilts, and staffing the quilt tent during the show. All hands are welcomed in such an endeavour.

Not sure how many are aware, the flower in our guild logo is the yellow briar rose. Just for the heck of it, we decided to find out if there was hidden meaning to the yellow briar rose. It's message is "I'm wounded". So if you were to send a yellow briar rose to a loved one, they might determine that something they had done or said had hurt the sender. What a beautiful way to send such a message!

During the upcoming months at our guild, we will have an opportunity to see Scrappy Gal, Sally Lindal at our October meeting on the 16th, and attend a workshop with Dale McMillan on the 21st. Following this, in November, we have one day retreat on the 11th, and on the 20th, our speaker will be Linda Harris. At least one of us has purchased two panels and rummaging our stash for coordinating fabric to work with Linda for the year of Creative Projects that Linda has in store for us, and described at our last meeting.

Our guild is still seeking someone for hire for setting and taking down of the tables on scheduled regular guild meeting evenings at New Hope. This could also be a volunteer. It involves about a half hour before and a half hour after each meeting. We have prepared a sign up schedule so members could volunteer to do this, until or unless an outside individual is found. Please be sure and look for that sign up schedule.

We are also have a position for financial reviewer (no experience is necessary and this can be someone from within the guild or out but they must agree to attend executive meeting once or twice a year); one or two Vice-Presidents (or co-vp's); one position in Lucky Draw; 2 positions in Community Outreach, including a chairperson.

Louise & Kim

Please be sure and find out the responsibilities of these positions before accepting one. The chairperson of Community Outreach has a lot of responsibilities. This is one of, if not the busiest position, within our guild. It can also be one of the most rewarding.



LOUISE CORNELIUS & KIM BECKNER

Inside this issue:

1. *Co-Presidents' Message*
2. *The Executive and Committees Meeting Information Web, Facebook & Contact Info*
3. *Program, Quilt Show Mini Retreat Pillowcase Info Donations*
4. *More Program Notes QBA*
5. *Community Quilts*
6. *IPM*
7. *Stitch and Share Meeting Dates, Contact Us*
8. *Creative Project*
10. *Birthdays, Member News Milk Bags, Journals*

The Executive

EXECUTIVE

CO- PAST PRESIDENTS - HEATHER SHERIDAN,
JULIE MacFARLANE

CO- PRESIDENTS—LOUISE CORNELIUS & KIM
BECKNER

VICE PRESIDENT—**VACANT**.

SECRETARY—JANICE JONES

TREASURER—MICHELLE McGEE

PROGRAM—LINDA HORNER, JILL CAMERON, ROSE
MOCELLA, YVONNE GUSE-RAHN

MEMBERSHIP—JANICE PAYNE, BARB REDFORD

NEWSLETTER EDITOR—PAT FORREST

NEWSLETTER ASSISTANT—JUDI SULLIVAN

PROOFREADERS—IDA CUNNINGHAM, SUE PIRIE,
JUDI SULLIVAN

COMMITTEES

CREATIVE PROJECTS—LINDA HARRIS

COMMUNITY PROJECTS—LOUISE CORNELIUS,
KAREN HUNTER KAREN TURCOTT, TRISH
MCKIBBON, PENNY SQUIRRELL,
SHARON COURAGE.

FINANCIAL REVIEWERS—**VACANT**

HISTORIAN—JUDI SULLIVAN

LIBRARIANS—ANN MOUM, LORNA RANEY,
ROSE MOCELLA

LUCKY DRAW—HELEN CURRIE, SHARON COURAGE,
MARIE TUPLING, **1 VACANT**

QBA—JUDI SULLIVAN, FERN PUGH

QUILT SHOW—**VACANT**

RETREATS— LINDA BLACK, TARA DOYLE,
CHRISTINE ROBINSON, JUDI SULLIVAN

SHOW 'n TELL—DALE MCMILLAN, MINDY SWICK

STITCH 'n SHARE—JUDY MACLEOD, OKSANA
SLIPENKYJ

COMMUNICATIONS/WEBSITE/FACEBOOK—
OKSANA SLIPENKYJ, JUDY MACLEOD, JUDI SUL-
LIVAN

This list is for Guild purposes only.

Want to contact a guild member?

The e-mail addresses of members can be found
on the guild website in the private members' sec-
tion. www.dufferinpiecemakers.org

Meeting Information

General Meeting:

Date: MONDAY, October 16, 2023
Time: **6:45 p.m.**
Location: New Hope Community Church
690 Riddell Rd, Orangeville

Executive Meeting:

Date: Thursday, October 26 at 7:00 PM
ZOOM

All executive members and committee reps please attend.

IPM

To Members who Participated at the IPM
Thank you so much for helping with the take down of the quilts on Saturday.
Your assistance was most appreciated!
We couldn't have done it without you. ☺

Thanks also to those of you who lent your quilt(s) for the display.
We got lots of great comments about how beautiful the quilts were.

Our experience hosting previous guild shows sure helped with the organization of the exhibit.
However volunteers were crucial to its success.
Many thanks from all of us on the committee.
Sue, Fern, Louise, Judi, and Lynda M.



*Dufferin Piecemakers
Quilting Guild*

The address for the website is: <http://www.dufferinpiecemakers.org/>

Members' Corner: Login: Use the e-mail address the guild has for you
Password: password10 (until you change it)

Guild Facebook Page—Did you take a look yet?
Dufferin Piecemakers has a Facebook page! If you're on Facebook pop over
and click "Like". Just search for Dufferin Piecemakers Quilting Guild and
there we are! We will post lots of pictures from Guild meetings, news about
upcoming speakers and workshops, and things you don't see in the newsletter
due to space constraints. If you have news to share with the Guild, send an
email to Judy MacLeod jmacleod11@hotmail.com and she will put it on the
main Facebook page for you.
There is also a group for members. Here you can do your own posting of
things you'd like to share with other members; great patterns or deals you've
come across, and accomplishments you've achieved. It's called **Dufferin
Piecemakers Members Group**. Go have a look and request to join us if you
haven't already joined.

Program Notes

Monday, October 16 Meeting

Sandy Lindal**"Confessions of a Scrapaholic"**

Her blog is: <https://wordpress.com/view/scrappygalquiltco.wordpress>.

Saturday, October 21 Workshop

Dale McMillan (our Sept. speaker) is conducting a workshop...

Collage/Thread Painting on Sat. Oct. 21, 2023 at the Orangeville Seniors Centre.

She will teach the steps to creating a collaged art quilt of a single image of your choosing (birds, flowers, pets are good choices). Spots are still available.... contact Linda Horner at lhorne@zing-net.ca .

Monday, November 20 Meeting

Trunk show by **Linda Harris** (a guild member).

Quilt Shows

Oct 13/14 2023 Quilt Exhibit

Waterloo County Quilters' Guild
Manulife Sportsplex,
2001 University Avenue E, Waterloo
www.wcquiltersguild.on.ca



Just a friendly reminder
It's important to share information.

If you are representing the Guild by donating an item, or by sending a letter, please let your committee chair or the Co- Presidents' know. The success of the guild depends on people working together.

Mini Retreat

One Day –

Saturday November 11

At the Orangeville Seniors Centre

9:30 AM to 7:00 PM \$40

\$20 if you leave at 4:30

A full day of sewing and socializing – work on your chosen project(s)

Bring your own lunch. Tea, coffee, and light supper provided.

Sign up at the September meeting or

Contact Christine Robinson

christine.robinson.7@icloud.com

Pillowcase Project

If you wish to have pillowcase kits, please contact Fern Pugh at 519-941-8515 or email elizabethfern15@gmail.com.

Fern also accepts pillowcases made from your fabric collection.

More Program Notes



Sandy's trunk show called "**Confessions of a Scrapaholic**" will take you through a lighthearted journey of quilting with friends and features approximately 45 quilts. She is currently working on a series of quilts and workshops attempting to modernize old stash. This is a very popular concept with guilds and quilters alike, as we all have too much old stash. Sandy loves to encourage quilters to use up and think about it in a whole new way.

Sandy, a former pattern maker/stylist and clothing manufacturer, found her passion when she discovered quilting. She soon developed her skills into a thriving long-arm quilting business. During covid she collaborated with Valerie Prideaux in organizing 'Quilt Talk', together they delivered a diverse selection of leaders and innovators in the quilting community via Zoom.

They covered every topic imaginable as long as it was quilting related. Sandy is about to launch her second Scrap Sewciety BOM all in an effort to help you win the stash battle.

QBA - Quilting by Association

Workshops for members by members.

Our next **Zoom** Sew Along will be **Saturday November 4 at 10:00 AM**.

This will be an in person workshop at Meridian Credit Union at Broadway Centre in Orangeville.

Pat Forrest will be showing us how to create a gnome. Sign up at the October meeting.

Not at the meeting?

Contact Fern elizabethfern15@gmail.com or Judi Judisulljudi@gmail.com to register





Family Transition Place

1d · 🌐

Thank you to our amazing friends from the [Dufferin Piecemakers Quilting Guild](#) for donating several beautiful handmade quilts yesterday. They also delivered two full bags of brand-new notebooks for the women we serve! This group is always community-minded, and we are truly grateful for that. ❤️

📷 Karen Turcotte, Dufferin Piecemakers Quilting Guild



Community Projects Report October 2023

We're in need of twin size and baby sized quilts, for the new year.

We are also looking for a new Chair person for Community Projects, because both Karen Turcott and Karen Hunter have stepped down.

Thanks from your community projects group, Karen Hunter, Karen Turcott, Sharon Courage, Rose Mocella, Trish McKibbon, Penny Squirrell

MEMBERSHIP

Welcome back everyone for another year. A big thank you to those who have already paid their memberships fees. If you haven't yet, please send in your Membership form and payment to dpqguild@outlook.com.

The winner for the early membership draw is Karen McVean... congratulations!!! You can pick up your prize at the next meeting.

Three new members joined at the September guild meeting... Debbie Gosselin, Anne Chreptak, and Shauna Barkovich. Welcome to the Guild.

Included in this newsletter is the new members information sheet.

What's happening with membership this year...We are bringing back the Secret Sister birthday club for 2024. Anyone wishing to participate, please stop by the membership table to fill out a form.

Here is how it works. At the Sept/Oct/Nov meeting you will have the opportunity to fill out a form with your name, birth date and your favourite quilting technique. The Membership Convenor will do a random selection and assign your name to your Secret Sister for the next year which will be available at the December meeting. You can send a card and a small gift to your Secret Sister. Gifts may be left on the membership table at our general meeting or delivered in many surprising ways! For birthdays in July and August, you can bring your gifts to the June social and we will ensure they get to them, or bring to the September meeting. They can be bought gifts, handmade gifts, foodie gifts, etc. etc.

If you are mailing your card/gift you will want to keep your secret so you may use the Guild's address as your return address: Dufferin Piecemakers Quilting Guild PO Box 325 Orangeville, On L9W 2Z7

You can be recognized on your birthday without belonging to the Birthday Club. Just leave your name and date of birth on the sheet provided and it will appear with the other birthdays in that month.

Memories of the IMP September 2023

Thanks to all members who helped make the *Quilts of Dufferin Exhibit* a success by entering their quilts and/or helping to supervise at the tent,



Viewers Choice Winner at the IPM
Grace Dodder a long time Quilter
For her Black, White and Red Quilt
Congratulations, Grace!



Raffle First Prize
Heart of Headwaters Queen Quilt
Wayne Nicholson of Shelburne

2nd \$100. Gift card for
Bloom Fabric, GrandValley.
Kim Neilson of Alliston


3rd \$100. Gift card : Cobwebs & Caviar, Shelburne
Joyce Thompson of Alliston



Community
Projects Display



Guild Display



Quilts of Valour

Madeleine &
Fern helping with
take down



The Afternoon Stitch and Share Group

Meet the first and third Friday of each month
from
1pm-3pm
at
The Centre Church., 375 Hansen Blvd

Correction : Cost \$44 for Sept 1st through to Jan 19th . 2024

Drop ins are welcome at \$5 drop in fee.

Contact Judy jmacleod11@hotmail.com or Oksana oslipenkyj@rogers.com for more information.

Guild Meeting Dates 2023-2024

Third Monday of the month * except February
and May.

October 16
November 20
December 18
January 15 - virtual
February 12 - virtual*
March 18
April 15
May 13*
June 17

Need to contact us?

Dufferin Piecemakers Quilting Guild P.O.
Box 325, Orangeville, ON L9W 2Z7

Please send newsletter submissions
as **Word Doc** and **jpegs**
or change of email addresses to
Pat Forrest at:
dpqgnewsletter@gmail.com



Celebrating 10 Years
of Providing Award
Winning Longarm
Quilting Services

Judy MacLeod

Longarm Quilter

Orangeville, ON

(519) 216-7575

paintedponyquiltworks@gmail.com

paintedponyquiltworks.com

Creative Projects – Panel Quilt


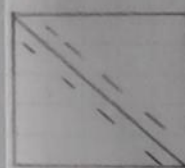
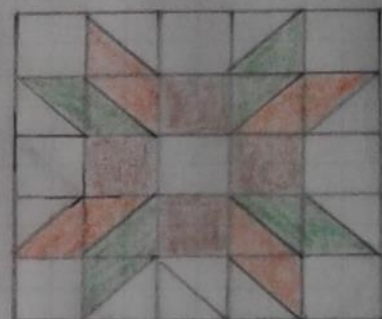

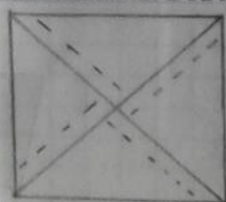
Super simple. Cut all squares @ 2.5" to make a 14" block.
Assemble as in picture.

This is a 10 in block (finished) so squares are cut @ 2.5 in.
One way to make HST (half square triangles) follows or use your own method.
Cut squares for HST 7/8" larger than finished size of HST.
Draw diagonal as shown. Sew 1/4" on each side of diagonal.
Cut on drawn line.
Make 4 HST using background fabric and fabric 1 of your choice, make 4 HST using background and fabric 2 of your choice, and 4 HST using fabric 1 and fabric 2.
Assemble as in picture.

This is a 9 in Block
HST should finish @ 3 in – make 4 with background and colour of your choice
To complete the block all squares should be cut @ 2 in
Assemble as in picture.

This is a 12 in block (finished)
Make 1 set of quarter square triangles (see instructions attached) using background and one other of your choice. Cut a 7.25 in square of each.
To make the other half of the 6.5 in block, cut 1 square of a different fabric @ 7.25 in. Cut this square diagonally twice.
Cut & sew a strip of background 2.5 in x 7 in (see picture for placement) Make 4 of these.
Assemble as in picture, sew into rows, sew rows together

Quarter square triangles instructions. Cut your square the finished measurement of the long side plus 1.25 in. Place squares right sides facing, background on top.
Draw lines diagonally and sew quarter in seam on all 2.5 in sides of drawn lines as shown in diagram. Cut on all DRAWN lines.



Editor's Note: Moved? Change of address? **Change of e-mail address?** **Change of phone?**

It is important that you notify membership first, then newsletter. The members of each committee are listed on page 2 of every newsletter. **And ...** if you have any photos, quilty stories, tips, hints, web sites you might like to share, send them to your editor (email on page 2) but remember the deadline which appears on every odd page of your newsletter!
Thanks, Pat



BLOOM
FABRIC SHOP

BLOOM fabric shop is an
online fabric shop based in
Grand Valley, Ontario.

Guild Members save 10% by
using code **piecemakers** at
checkout on our website.

info@bloomfabricshop.com
www.bloomfabricshop.com



**Helping you build your
stash for over 20 years!**

35 King St. N. Cookstown
(Just north of Hot Stacks)

We can't wait to see you!

705-458-4546 | countryconcessions.com



84696 Southgate
Township Rd 08
Mount Forest, ON
N0G 2L0

519 323 2693

SEWING MACHINE SALES AND SERVICE:



Everyday Low Prices on

Quilting Fabrics Starting @ \$14.95/m

Moda Grunge \$16.95/m

Choose From 5 Different BOM's This Season



where beautiful
things begin

Phone: 519-925-6194

Proprietor: Diane Griffith

138 Main St. W., Shelburne, ON L9V 3K9

Quality yarns for exceptional customers
webpage: www.woolandsilkco.com
e-mail: woolandsilkco@gmail.com
Facebook: The Wool & Silk Co.
Patterns at: www.ravelry.com (it's free!)
- gift certificates - Knit-A-Longs (KALs)

Creemore House of Stitches
Quilt and Yarn Shop

Cheryl Robertson
3 Caroline St., W. Suite 3
Creemore ON, L0M 1G0
705-466-6363
houseofstitches@rogers.com



www.creemorequiltsandyarns.com

www.creemorequiltsandyarns.ca



The Quilting Nook
Longarm Quilting Services

Janice Payne
416-567-5074
janicequiltingnook@gmail.com
www.quiltingnook.ca
Facebook page: The Quilting Nook

NEXT ISSUE DEADLINE: November 6, 2023

BULLETIN BOARD

Birthdays This Month



October	18 Margo Richardson 20 Ann Moum
---------	------------------------------------

Apologies for the incorrect birthdays last month.


Birthday Club ~ Secret Sister Dufferin Piecemakers Quilting Guild

More Info

You will want to keep your secret so you may use the Guild's address as your return address:

Dufferin Piecemakers Quilting Guild
PO Box 325
Orangeville, ON L9W 2Z7

Alternatively, gifts may be left on the membership table at our general meeting. If your secret sister is NOT at the meeting, please take the gift home and try another way to deliver it.



WANTED: JOURNALS Family Transition Place

Our commitment to FTP is 200 journals for the year. Please help by donating them at any time. The journals need to be about 6" x 8", lined pages, bound by either coil or glue.

Please bring **JOURNALS** to Next Meeting
or
Deposit in Sue Pirie's mailbox
30 Bredin Pkwy (beside Family Transition Place)



January 1st to December 31st, 2023

Each member who enters her birthdate on the membership form will have their name and birthdate appear in the Newsletter in the month of their birthday.

If you know of someone who should be sent a card from the Guild, contact Janice Jones.
janicejones25@hotmail.com



If you have been collecting milk bags for me, please bring them to the next DPQG meeting. If you are unable to attend contact me and we can arrange a drop off.

I appreciate that the milk bags are still being collected. The Outdoor Centre at Mono Cliffs of course has been closed. When the students are able to return there will be milk bags for them to work on making the milk bag sleeping mats as their service project.

Joyce Dennie, 519-941-6664 or dennie@auracom.com

Free to a New Home

40 YO Kenmore
Recently Serviced

Contact Sherrin Palmateer
Shepal@rogers.com
416 294 5702