



# The Piecemakers' Star

Published by the:

DUFFERIN PIECEMAKERS QUILTING GUILD  
January 2024, Volume 30, Issue 5

[www.dufferinpiecemakers.org](http://www.dufferinpiecemakers.org)  
[dpqnewsletter@gmail.com](mailto:dpqnewsletter@gmail.com)

## President's Message

Happy New Years to all our members and their families.

Wishing you all the best as we head into 2024.


My Christmas Season was quiet with a couple of days of celebrating with family & friends.

I enjoyed some quality time in my sewing room with some stitching therapy. May you have the same opportunity to do the same in the new year.

Please take a moment to read the information about the **Outreach Sewing Day**.


We raised \$255 for the 3 food banks at our December social.

January's meeting is on Zoom and our speaker is JONI NEWMAN – Stained glass landscapes and more!



LOUISE CORNELIUS

## President's Challenge 2024



The challenge for 2024 is to create a quilt that has one or more flowers. The flower(s) could be appliquéd (turned edge, raw edge, satin stitched, etc.), or pieced like a traditional block such as Cactus Flower, etc.

Create a quilt/wall hanging/table topper for example

Sizes:

1. 18" square or larger
2. 16 x 20 or larger, throw (60" or longer)
3. larger quilt (72" or longer)

There are three categories for judging:

- A) Item that best meets the Challenge - that has a flower and meets size requirement)
- B) President's Choice
- c) Members' Choice

**Due at the June 17 2024 meeting.**

## Inside this issue:

1. *President's Message*
2. *The Executive and Committees Meeting Information Library Web, Facebook & Contact Info*
3. *Program*
4. *QBA, CQA*
5. *Creative Projects*
6. *Community Outreach, Anniversary*
7. *MoD donations and thanks*
8. *Stitch and Share, Meeting Dates, Computer Corner Contact US*
9. *Ads*
10. *Birthdays, Member News Milk Bags, Journals, Thank you*

**NEXT ISSUE DEADLINE: February 6, 2024**

## The Executive

### DPQG Executive 2023/24

#### Executive:

Co-Past Presidents –  
Heather Sheridan, Julie MacFarlane

President – Louise Cornelius

Vice President – vacant

Secretary – Janice Jones

Treasurer – Tara Doyle

Program – Linda Horner, Jill Cameron, Rose  
Mocella, Yvonne Guse Rahn

Membership – Janice Payne, Barb Redford

Newsletter – Pat Forrest, Judi Sullivan

#### Committees:

Creative Projects – Linda Harris, Sue Pirie

Community Outreach – Karen Hunter, Trish  
McKibbin, Penny Squirrell, Sharon Courage,  
2 vacant

Financial Reviewers – vacant

Historian – Judi Sullivan

Lucky Draw – Helen Currie, Sharon Courage,  
2 vacant

QBA – Fern Pugh, Judi Sullivan

30th Anniversary – Fabienne Good, Madeleine  
Rentsch + 3 more

Retreats – Lynda Black, Tara Doyle, Christine  
Robinson, Judi Sullivan

Communications/Website/Facebook – Judi  
Sullivan, Judy MacLeod/Oksana Slipenkyj

Show 'n Tell – Dale McMillan, Mindy Swick

Stitch 'n Share – Judy MacLeod,  
Oksana Slipenkyj

#### Want to contact a guild member?

The e-mail addresses of members can be found  
on the guild website in the private members'  
section. [www.dufferinpiecemakers.org](http://www.dufferinpiecemakers.org)

# Meeting Information

## General Meeting:

**Date:** Thursday, January 25, 2023  
**Time:** 6:45 p.m.  
**Location:** Zoom—link will be sent out

## Executive Meeting:

**Date:** Thursday, Jan. 4 at 7:00 PM  
**ON ZOOM**

All executive members and committee chairs please attend.

## Pillowcase Project

If you wish to have pillowcase kits, please contact Fern Pugh at  
519-941-8515 or email [elizabethfern15@gmail.com](mailto:elizabethfern15@gmail.com).

Fern also accepts pillowcases made from your  
fabric collection.



*Dufferin Piecemakers  
Quilting Guild*

The address for the website is: <http://www.dufferinpiecemakers.org/>

**Members' Corner:** Login: Use the e-mail address the guild has for you  
Password: password10 (until you change it)

### Guild Facebook Page—Did you take a look yet?

Dufferin Piecemakers has a Facebook page! If you're on Facebook pop over  
and click "Like". Just search for Dufferin Piecemakers Quilting Guild and there we  
are! We will post lots of pictures from Guild meetings, news about upcoming speak-  
ers and workshops, and things you don't see in the newsletter due to space con-  
straints. If you have news to share with the Guild, send an email to Judy MacLeod  
[jmacLeod11@hotmail.com](mailto:jmacLeod11@hotmail.com) and she will put it on the main Facebook page for you.

There is also a group for members. Here you can do your own posting of things you'd  
like to share with other members; great patterns or deals you've come across, and  
accomplishments you've achieved. It's called **Dufferin Piecemakers Members Group**.  
Go have a look and request to join us if you haven't already joined.

## PROGRAM COMMITTEE REPORT

### January 15, 2024 Meeting VIRTUAL

Speaker is **JONI NEWMAN** - Stained Glass Landscape Quilts and more.

(website: [quirksandquilts.com](http://quirksandquilts.com) )

I am a quilter/designer recently moved to Vancouver Island, Canada who started sewing as a young teenager. My love of textiles and desire to create led me to quilting.

I enjoy all the steps from concept through design and production of quilts. At each step in the process, decisions about fabric and thread, colour and texture influence the final piece. I love to play with different quilting techniques from traditional pieced quilts, to folk art and mixed media, and am always trying out new things.



### February 12, 2024 Meeting VIRTUAL

Speaker is **BILL STEARMAN**, QUILT MAKER (website: [billstearman.com](http://billstearman.com)) ...

I'm just a guy who likes to make quilts ... and tell stories. <https://billstearmanquilts.blogspot.com/>

Every day is an adventure as I try new things. Like the rest of life it seems, what can be done in quilt making is limited only by my imagination. What an incredibly exciting journey!

Fabrics and carefully placed stitches express joy, anguish, hope, gratitude, and love, providing glimpses into deep and important stories; stories that matter on personal and social levels.

My quilts make bold statements and provoke thoughtful consideration of a variety of issues.

"With the help of about 20 of my quilts, I'll tell their stories... my stories. I doubt that these quilts, and their stories, will remind you of your Grandmother's quilts."



### March 18, 2024 In-Person Meeting at New Hope Church

"hands-on" meeting to sit, sew (or cut or iron) and chat to help with Community Quilts. More information will follow.

## Creative Projects Panel Quilt – January—Panel 4

A      B      C      D      E




### 10" Block

Make 4 HST's to finish @ 3" using A and C

Make 4 HST's to finish @ 2" using A and D

Cut 4 D rectangles @ 2 1/2 by 6 1/2"

Assemble as in picture



### 12 " Block


A - Cut 2 squares @ 5", cut once on diagonal. Cut 4 rectangles 2 1/2" x 7"

C - Cut 2 squares @ 5", cut once on diagonal. Cut 4 rectangles 2 1/2" x 7"

Sew rectangles to triangles as in picture trim tails to make 2 sets of 4 triangles

Sew 1 of each kind together on the diagonal. Press open and square up to 6 1/2"

Assemble as in picture.



### HST

To make HST, cut squares 7/8" larger than desired finished size.

Draw diagonal and sew 1/4" away on each side of diagonal. Cut on the diagonal.

### 8" Block

Square cut @ 2 1/2" to finish @

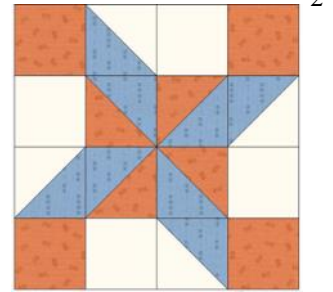
4 of A and 4 of B

HST to finish @ 2"

Make 4 HST's with A and E

Make 4 HST's with B and E

Assemble as in picture



### 12" Block

A – cut 4 @ 2 1/2 x 4 1/2"

cut 12 squares @ 2 1/2"

B – cut 4 squares @ 4 1/2"

D – cut 12 squares at 2 1/2"

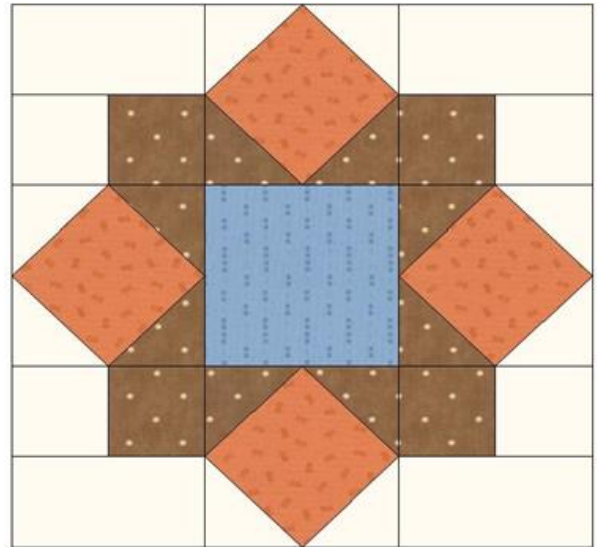

E – cut 1 square @ 4 1/2 centre square

Unit 1- Assemble as in picture, 2 facing each way

Unit 2 -to each B square add 2 A squares and 2 D squares to corners by drawing diagonals on small squares, and sewing on diagonal, trim and press to small triangle. Square up to 4 1/2"

Assemble in rows.

Sew rows together.



### Editor's Note: Moved? Change of address? Change of e-mail address? Change of phone?

It is important that you notify membership first, then newsletter. The members of each committee are listed on page 2 of every newsletter. **And ...** if you have any photos, quilting stories, tips, hints, web sites you might like to share, send them to your editor (email on page 2) but remember the deadline which appears on every odd page of your newsletter! Thanks, Pat



## DPQG Constitution



The DPQG constitution **needs to be updated.**

We require 1 or 2 additional people to help read the constitution and make suggestions or proof read the suggestions that are made.

The Executive is looking for one or two people who would be interested in assisting for less than 3 hours of your personal time.

The review needs to be completed by JANUARY 31<sup>st</sup>.

Anyone interested please contact Barb Redford  
[Mountie27@hotmail.com](mailto:Mountie27@hotmail.com)



### Who doesn't love a Quilt Along?

The 2024 Oatmeal Raisin Mystery Quilt Along is available at [canadianquilter.com](http://canadianquilter.com) now.

Running from November 2023 to June 2024, you can retrieve the introductory information now and start choosing your fabrics.

Then from December to June a new installment of the pattern will be revealed on the third Friday of each month.

Gather your quilting friends and do it together. Don't forget you can post your

progress in the [Canadian Quilters Association—Quilting Projects](#) Facebook

**MORE INFORMATION**



June 19 to 22

**NEXT ISSUE DEADLINE: February 6, 2024**




## QBA - Quilting by Association

Workshops for members by members.

Our next Sew Along will be **Saturday February 3 at 10:00 AM.**

**This will be a virtual Zoom workshop.**

**Double Disappearing Nine Patch Block.**



**Sue Pirie will be illustrating how to slash a nine patch block twice to produce a double split nine patch.**

Project requirements are usually sent out the Friday of the week before QBA.  
Zoom links are sent the day before the workshop, along with project instructions.  
Log on and join us if you can. These workshops are open to all guild members.

Convenors - Fern Pugh: [elizabethfern15@gmail.com](mailto:elizabethfern15@gmail.com) and Judi Sullivan: [sulljudi@gmail.com](mailto:sulljudi@gmail.com)

Need help with Zoom? Contact us.



In September of 1994 the Dufferin Piecemakers Quilting Guild held it's first meeting.

In September of 2024 the Guild will begin it's 30th anniversary year.

How shall we celebrate?

- quilts in the gardens
- quilts displayed in the windows of downtown merchants in Orangeville, Shelburne and Grand Valley
- a special speaker
- a supershow and tell
- a special luncheon
- construction of a special quilt by members e.g. the Heart Quilt shown at our Oct. meeting
- your ideas

Please step up. We need a **volunteer committee** to come up with a plan and to execute it with members' assistance.  
Are you interested? Contact Louise or Linda Horner.

# Help raise important funds with a chance to win!

**GRAND PRIZE:** *From Tradition to Non-Tradition*: a quilt designed, created and sewn by Sandra Small Proudfoot. Machine quilting by Mary Light of Temiskaming Shores.

**2<sup>ND</sup> PRIZE:** \$200 gift cards for **Winners | HomeSense | Marshalls**

**3RD PRIZE:** \$100 gift certificate for dinner at **Bluebird Café and Grill**



Photo credit: Pete Paterson



Sandra Proudfoot

## Artist Statement:

Quilts have long provided an outlet for creative expression, from the pioneer women of years past to the quiltmakers of today. This quilt is titled *From Tradition to Non-Tradition*. The traditional patterns are displayed on the borders of the quilt and the central design is created by its designer and quiltmaker. Traditional quilts are often referred to as our 'grandmother's quilts.' They are made from patterns which have been passed down from generation to generation of quiltmakers for decades and which have become a 'tradition' with many quiltmakers. This quilt is designed to fit a queen-sized or twin bed. Quilts are made with love, and received with love.

**Tickets \$10 each or 3 for \$20**  
**750 tickets printed**

*Ticket sale locations can be found here:*  
**[www.familytransitionplace.ca](http://www.familytransitionplace.ca)**



**Draw to take place on March 20, 2024, 11 a.m.**

Family Transition Place (FTP)—20 Bredin Parkway, Orangeville.

*You do not need to be in attendance to win.*

Licence # M 841760

Charity # 107376378RR0001

*All proceeds to support the personal-care needs of the women and children  
accessing FTP's shelter, counselling and outreach services*



**For Tickets—Contact Judi Sullivan: [sulljudi@gmail.com](mailto:sulljudi@gmail.com)**



## COMMUNITY PROJECTS for JANUARY 2024

The Community Projects Committee would like to say once again a huge "Thank you" to all who donated needed items or money and contributed by completing placemats and single bed sized quilts, bound, stored, sorted and delivered quilts during the Christmas season. We should have some warm and happier people in our area because of your gifts. All of this takes a lot of time and effort and we are still looking for at least two more people to assist on our Community Project

Committee to help everything run smoothly and share the workload. I have been busy quilting, binding, making labels and pressing and cutting fabric for our Outreach Projects and help is always appreciated.

We will be having a Community Project Day on Saturday February 10, 2024 at the Senior's Centre in Orangeville beginning at 9:00 am and finishing up by 4:00 p.m. Kits and blocks will all be cut and ready for you to stitch. Please bring your machine, sewing supplies and your lunch. We will supply hot drinks, irons and ironing boards and cutting mats. If you don't plan to stitch, we can find you a job cutting fabric for more kits, pressing completed blocks and trimming threads. Please call Louise or Penny if you are coming so we can plan to have enough kits and blocks cut and ready for your stitching pleasure.

Our March Meeting will focus on Community Projects and be a Hands on Evening. It will feature some demos and more opportunities to stitch blocks, assemble tops, finish up some borders or work on binding. If there is something that you would like to see demonstrated, please let us know so it can be shown. Our goal is to complete some single sized quilts as this is the most needed and requested.

Happy Stitching from your Community Projects Committee,  
Penny, Fern, Tricia, Sharon and President Louise.

### Sewing Machine Needs a New Home

Ivy is giving this a sewing machine is to anyone interested.. She is not looking for any payment.

Ivy Flett can be reached at 647-376-7481 or by email [ivyflett@gmail.com](mailto:ivyflett@gmail.com)





## The Afternoon Stitch and Share Group

The Stitch and Share group meets on the **first** and **third** Friday each month at The Centre Church (corner of Blind Line and Hansen Blvd.) From 1 pm to 3 pm. Some pay in advance for a block of dates; costs depend on how many commit. Or drop in for a \$5.00 fee.

Contact Judy [jmacleod11@hotmail.com](mailto:jmacleod11@hotmail.com) or Oksana [oslipenkyj@rogers.com](mailto:oslipenkyj@rogers.com) for more information.



## Guild Meeting Dates 2023-2024

Third Monday of the month \* except February and May.

January 15 - virtual  
February 12 - virtual\*  
March 18  
April 15  
May 13\*  
June 17

\* change due to Family Day & Canada Day

Need to contact us?

Dufferin Piecemakers Quilting Guild  
P.O. Box 325, Orangeville, ON  
L9W 2Z7

Please send newsletter submissions as **Word Doc** and **jpegs** or change of email addresses to Pat Forrest at: [dpqgnewsletter@gmail.com](mailto:dpqgnewsletter@gmail.com)



Celebrating 10 Years  
of Providing Award  
Winning Longarm  
Quilting Services

# Judy MacLeod

*Longarm Quilter*

Orangeville, ON

(519) 216-7575

[paintedponyquiltworks@gmail.com](mailto:paintedponyquiltworks@gmail.com)

[paintedponyquiltworks.com](http://paintedponyquiltworks.com)

NEXT ISSUE DEADLINE: February 6, 2024

## Upcoming Quilt Shows Spring 2024

### Sat., March 16, 2024 International Quilting Day

Royal City Quilters' Guild York Heritage Quilters' Guild  
Waterloo County Quilters Guild  
Keynote speakers Kaffe Fassett, Dana Jones, Laura Coia  
and six concurrent session speakers.

To register [www.igdonline.com](http://www.igdonline.com) Cost: \$25

### April 27th, 2024 Quilts on the Grand

Paris Quilting Bees

9-4:00 p.m.

164 Grand River Street, Paris

\$8 cash only

<http://quiltguilds.org/Pages/EntityID/9QIR>

### May 3 and 4th, 2024 Niagara Modern Quilt Expo

Meridian Community Centre, 100 Meridian Way, Fonthill

\$10 [www.nmqexpo.com](http://www.nmqexpo.com)

### May 31 – June 1 Quilts in Bloom

Hamilton Quilters' Guild

Ancaster Fair Grounds 630 Trinity Road south  
Jerseyville ON

\$10 cash only [www.hamiltonquiltguild.ca](http://www.hamiltonquiltguild.ca)

### Jun 7 & 8, 2024 Quilts on the Grand 2024

Grand Quilt Guild

Fergus Sportsplex 550 Belsyde Ave. E. Fergus

\$10 [www.grandquiltguild.ca](http://www.grandquiltguild.ca)

# QUILT SHOWS



**BLOOM**  
FABRIC SHOP

BLOOM fabric shop is an  
online fabric shop based in  
Grand Valley, Ontario.

Guild Members save 10% by  
using code **piecemakers** at  
checkout on our website.

[info@bloomfabricshop.com](mailto:info@bloomfabricshop.com)  
[www.bloomfabricshop.com](http://www.bloomfabricshop.com)

*Creemore House of Stitches*  
*Quilt and Yarn Shop*

Cheryl Robertson  
3 Caroline St., W. Suite 3  
Creemore ON, L0M 1G0  
705-466-6363  
[houseofstitches@rogers.com](mailto:houseofstitches@rogers.com)



[www.creemorequiltsandyarns.com](http://www.creemorequiltsandyarns.com)

[www.creemorequiltsandyarns.ca](http://www.creemorequiltsandyarns.ca)



**Helping you build your  
stash for over 20 years!**

35 King St. N. Cookstown  
(Just north of Hot Stacks)

**We can't wait to see you!**

**705-458-4546 | [countryconcessions.com](http://countryconcessions.com)**



**The Quilting Nook**  
Longarm Quilting Services

Janice Payne  
416-567-5074  
[janicequiltingnook@gmail.com](mailto:janicequiltingnook@gmail.com)  
[www.quiltingnook.ca](http://www.quiltingnook.ca)  
Facebook page: The Quilting Nook

# **BULLETIN BOARD**

## Birthdays This Month




January	01	Judi Sullivan
	01	Judy MacLeod
	11	Nancy Palmer-Neely
	14	Kathy Smith
	28	Leah Mitchell

## WANTED: JOURNALS Family Transition Place

Our commitment to FTP is 200 journals for the year. Please help by donating them at any time. The journals need to be about 6" x 8", lined pages, bound by either coil or glue.

Please bring **JOURNALS** to Next Meeting  
or

**Deposit in Sue Pirie's mailbox**  
30 Bredin Pkwy (beside Family Transition Place)



**NEXT ISSUE DEADLINE: February 6, 2024**



## Birthday Club ~ Secret Sister

You will want to keep your secret so you may use the Guild's address as your return address:

Dufferin Piecemakers Quilting Guild  
PO Box 325  
Orangeville, ON L9W 2Z7

Alternatively, gifts may be left on the membership table at our general meeting. If your secret sister is NOT at the meeting, please take the gift home and try another way to deliver it.

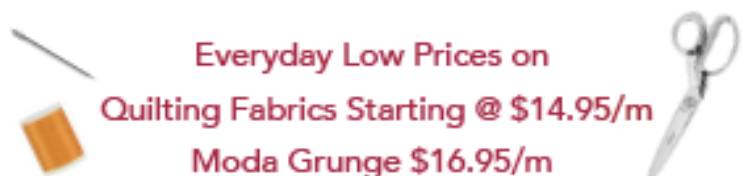
If you know of someone who should be sent a card from the Guild, contact Janice Jones at [\*\*janicejones25@hotmail.com\*\*](mailto:janicejones25@hotmail.com)



84696 Southgate  
Township Rd 08  
Mount Forest, ON  
N0G 2L0

519 323 2693

## SEWING MACHINE SALES AND SERVICE:



Everyday Low Prices on  
Quilting Fabrics Starting @ \$14.95/m  
Moda Grunge \$16.95/m  
Choose From 5 Different BOM's This Season